

Informit databases

Databases that can be accessed from the Informit interface include:

A⁺ Education
AGIS Plus Text
APA-FT - Australian Public Affairs - Full Text
Informit e-Library
Family & Society Plus
Meditext

There are over 80 other databases with Australian content. They can be accessed by clicking on the "Databases" link at the top right of any search or results page and are listed by product, subject or alphabetically.

Accessing Informit databases

From the Library's Homepage at <http://www.utas.edu.au/library>

- Click on **Finding Information** and select **Databases**
- Click on **I** to bring up the list of databases and click on the link to **Informit** from the list
- Select the databases that you would like to search from the list and click **continue** at the top of the page – they are categorized into broad subject areas such as Agriculture, Art etc – see below.

The screenshot shows the Informit website interface. At the top, there is a navigation bar with "Databases" highlighted. Below this, there are tabs for "All", "Agriculture", "Arts", "Asian", "Business", "Education", "Engineering", "Health", "History", "Indigenous", "Law", "Media", "Reference", "Sciences", "Social Sciences", and "Technology". The "Agriculture" tab is selected. Below the tabs, there is a message: "To begin, select one or more databases and press continue." There are "Select all" and "Clear all" links, and a "continue" button. The main content area displays a list of databases under the "Agriculture" category. Each entry includes a checkbox, the database name, a brief description, and the number of records. The databases listed are:

- AHB - Australian Heritage Bibliography**
Covers information on Australia's natural and cultural environment, including national parks, endangered species, wilderness areas, important historical and archaeological sites, historic buildings, structures and towns and is produced by the Australian Heritage Commission.
35942 records; 1987 - present
- AHB-ATSIIS - Australian Heritage Bibliography - Aboriginal and Torres Strait Islander Subset**
Covers Australian natural and cultural environment topics specific to the Aboriginal and Torres Strait Islander peoples and is produced by the Australian Heritage Commission.
6273 records; 1987 - present
- ANR-Index - Agriculture and Natural Resources Index [formerly ABOA and STREAMLINE]**
Covers agriculture and natural resources including sustainable Australian agriculture, food, forestry and fisheries industries and the promotion of conservation and sustainable use of Australia's environment, water and natural resources and is produced by Infoscans.
21320 records; Archive: 2000 - June 2007
- ANR-Index Archive - Agriculture and Natural Resources Index Archive**
Covers agriculture and natural resources including sustainable Australian agriculture, food, forestry and fisheries industries and the promotion of conservation and sustainable use of Australia's environment, water and natural resources and is produced by Infoscans.
139681 records; Archive: 1975 - June 2007
- ANR-Research - Agriculture and Natural Resources Research**
Covers research in progress projects on agriculture and natural resources areas including sustainable Australian agriculture, food, forestry and fisheries industries and the promotion of conservation and sustainable use of Australia's environment, water and natural resources and is produced by Infoscans.
3232 records; Archive: 2000 - June 2007
- ANR-Research Archive - Agriculture and Natural Resources Research Archive**
Covers completed research projects on agriculture and natural resources areas including sustainable Australian agriculture, food, forestry and fisheries industries and the promotion of conservation and sustainable use of Australia's environment, water and natural resources and is produced by Infoscans.
19724 records; Archive: 1984 - June 2007
- VPI&E Catalogue - Victorian Primary Industries and Environment (Library) Catalogue [formerly ELIXIR]**
Covers agriculture, mineral resources, conservation and land management/planning and is produced by the Knowledge and Information Branch of the Victorian Department of Primary Industries.
173587 records; 1990 - present

On the right side of the page, there is a "Welcome to Informit" message and a "Getting Started" section with links for "Single database search", "Multiple databases search", "Browse titles from a single database", "Browse titles from multiple databases", and "Find Relevant Databases".

Conducting a search

- In the **Search Query box** enter your first search term or phrase. e.g. university
- In the next box select the area of the records you wish to be searched. e.g. author, title, or subject - **any field** is the default.
- From the dropdown box select AND, OR or NOT
 - **AND** means that **both** terms must appear in the record.
 - **OR** means that **either term** must appear in the record
 - **NOT** means the term **does not** appear in the record

If you wish to add another search term – go to the next row and

- In the **Search Query box** enter your second search term or phrase. e.g. tertiary
- Select the field type (as above)
- Select AND, OR or NOT

If you wish to add another search term – go to the next row and

- In the **Search Query box** enter your third search term or phrase. e.g. policy
- Select the field type (as above)

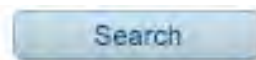
The screenshot displays the Informit search interface. At the top, there is a navigation bar with 'Search', 'Titles', and 'Databases' tabs. Below this, there are options for 'Sort Results', 'Fields to Display', and 'Records Per Page'. The main search area is titled 'Search' and contains a search query box with the text 'university'. Below the search box, there are dropdown menus for 'in Any field', 'OR tertiary', 'in Any field', and 'AND policy'. There are also checkboxes for 'Also Search Full Text of Articles', 'Return Full Content Records Only', and 'Date Range: 2005 to 2009'. A 'Search' button is located at the bottom right of the search area. On the left side, there is a 'Welcome' section with a 'To find:' heading and a list of search tips. At the bottom left, there is a footer with 'Informit v3.2' and 'Copyright © 2008 RMIT Publishing | Informit | About'.

If you would like to enter more search terms you can add further search boxes by clicking on [+ Add more terms](#)

Expanding/Limiting

- You can expand the search by ticking “**Also search Full Text of Articles**”
- You can limit to “**Full Content Records Only**”, where available.
- You can select a “**Date Range**” to be searched eg. 2005 to 2009 or use the default, the widest date range.

Once you have set up all of your terms click on



Truncation and Wildcards

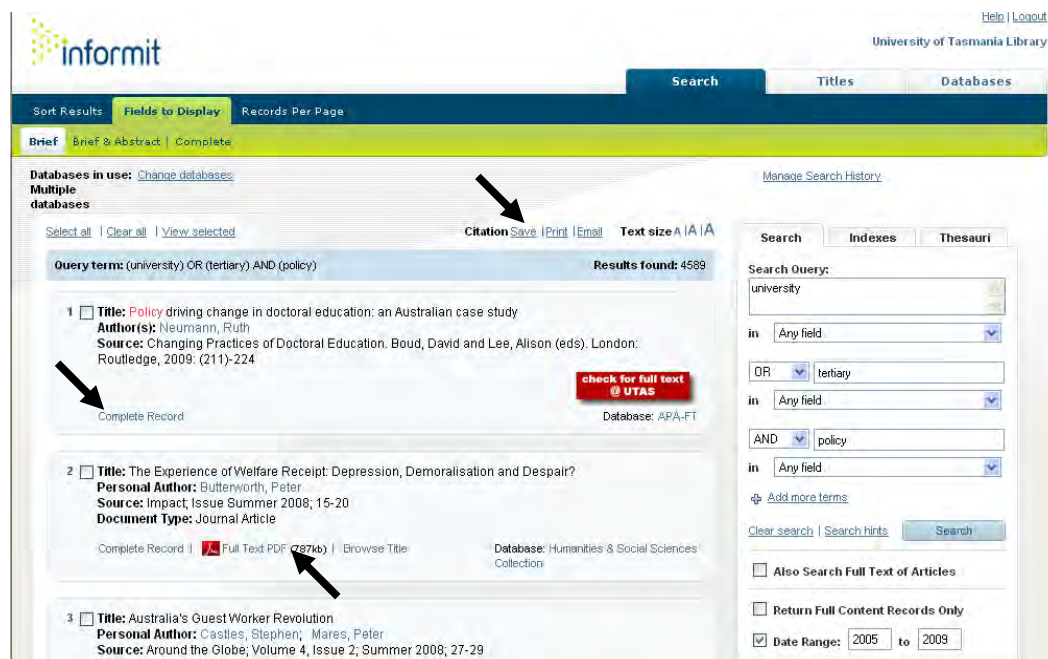
Truncation - Use an asterisk (*) after a root word to find all the alternative endings for this word. (e.g. behav* would find behaviour, behavior, behavioural, etc.)

Wildcards - Use a question mark (?) to replace a character anywhere within a word. (e.g. wom?n will find woman and women.)

Search Results

A list of **search results** is displayed.

- Click on the **Complete Record** link to open the full record of an article.
- Some records may have a link to the **Full Text PDF** version of the article.

A screenshot of the Informit search results page. The page header includes the Informit logo and the University of Tasmania Library. The search query is "(university) OR (tertiary) AND (policy)" with 4589 results found. The results list shows three entries. The first entry is titled "Policy driving change in doctoral education: an Australian case study" by Neumann, Ruth, with a "Complete Record" link and a "check for full text @ UTAS" button. The second entry is titled "The Experience of Welfare Receipt: Depression, Demoralisation and Despair?" by Butterworth, Peter, with a "Full Text PDF (287kb)" link. The third entry is titled "Australia's GuestWorker Revolution" by Castles, Stephen; Mares, Peter. The right sidebar contains search filters for "university" and "policy", and checkboxes for "Also Search Full Text of Articles", "Return Full Content Records Only", and "Date Range: 2005 to 2009".

Saving, printing and emailing records

Mark the records that you want to save/print/email by clicking in the box by the record number.

- Click on the **Save, Print or Email links** at the top right of the list.

To **Save** or **Print** your records:

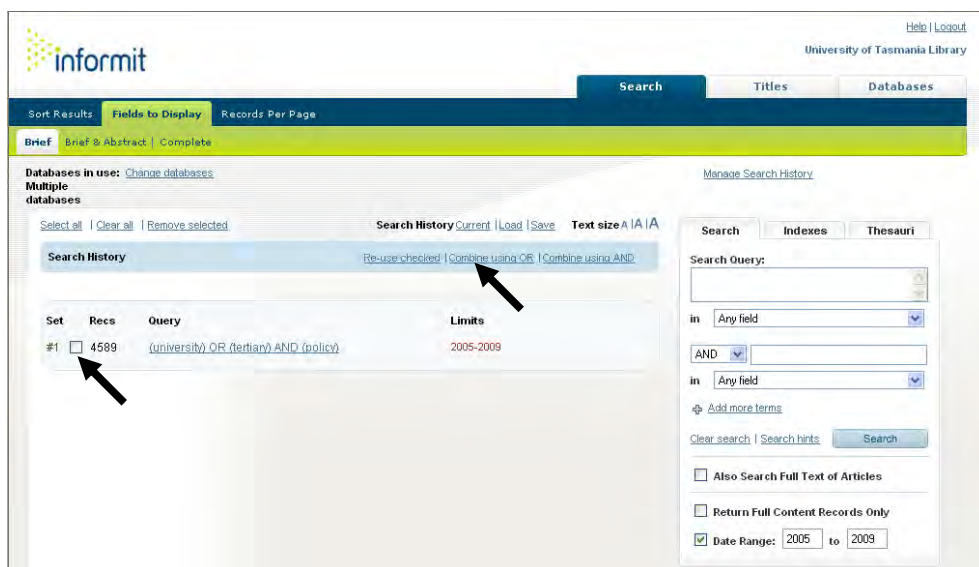
- Select **which records** are to be saved
- Select the **Fields to Save**
- Select the **Field label format**
- Select the **Output format**
- Click on **Save Records or Print Records**

To **Email**

- Select the same options above and,
- Fill in your email address.

Combining searches

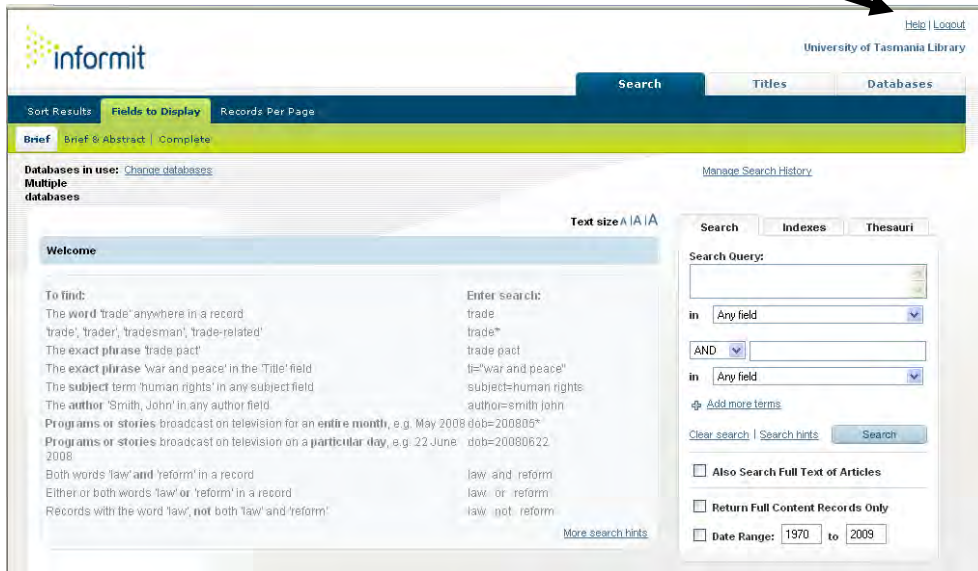
- Click on **Manage Search History** tab above the search boxes on the right of the screen
- To combine searches click in the box by the **Search Set** number
- Select an action from the links available in the blue banner
 - Reuse checked
 - Combine using OR
 - Combine using AND



The screenshot displays the Informit search interface. At the top, there are navigation tabs for 'Search', 'Titles', and 'Databases'. Below these, there are options for 'Sort Results', 'Fields to Display', and 'Records Per Page'. The main content area is divided into two sections. On the left, there is a 'Search History' table with columns for 'Set', 'Recs', 'Query', and 'Limits'. A blue banner above the table contains links for 'Reuse checked', 'Combine using OR', and 'Combine using AND'. On the right, there is a 'Search' panel with a 'Search Query' input field, dropdown menus for 'in' and 'AND', and a 'Search' button. Below the search panel, there are checkboxes for 'Also Search Full Text of Articles', 'Return Full Content Records Only', and a 'Date Range' selector set to '2005 to 2009'. Two black arrows point to the 'Search Set' number '1' and the 'Combine using OR' link.

Set	Recs	Query	Limits
#1	4589	(university) OR (tertiary) AND (policy)	2005-2009

For more help see the Informat online Help . You can access this by clicking on the **Help** link in the top right hand corner of the Informat screen (see below). Or, ask a librarian.



The screenshot shows the Informat search interface. At the top right, there is a 'Help' link with a black arrow pointing to it. The interface includes a navigation bar with 'Search', 'Titles', and 'Databases' tabs. Below this is a search results bar with 'Sort Results', 'Fields to Display', and 'Records Per Page' options. The main content area is divided into a 'Welcome' section on the left and a search input area on the right. The 'Welcome' section contains a table of search tips:

To find:	Enter search:
The word 'trade' anywhere in a record	trade
'trade', 'trader', 'tradesman', 'trade-related'	trade*
The exact phrase 'trade pact'	trade pact
The exact phrase 'war and peace' in the 'Title' field	ti="war and peace"
The subject term 'human rights' in any subject field	subject=human rights
The author 'Smith, John' in any author field	author=smith john
Programs or stories broadcast on television for an entire month, e.g. May 2008	dob=200805*
Programs or stories broadcast on television on a particular day, e.g. 22 June 2008	dob=20080622
Both words 'law' and 'reform' in a record	law and reform
Either or both words 'law' or 'reform' in a record	law or reform
Records with the word 'law', not both 'law' and 'reform'	law not reform

The search input area on the right includes a 'Search Query' field, a dropdown menu for 'in Any field', a dropdown menu for 'AND', another dropdown menu for 'in Any field', and a 'Search' button. There are also checkboxes for 'Also Search Full Text of Articles', 'Return Full Content Records Only', and a 'Date Range' field set to '1970 to 2009'.