

There are some compatibility issues when running Internet Explorer 8 and MyLO. There are several options if you are already using IE8 and are having viewing problems when accessing your MyLO units.

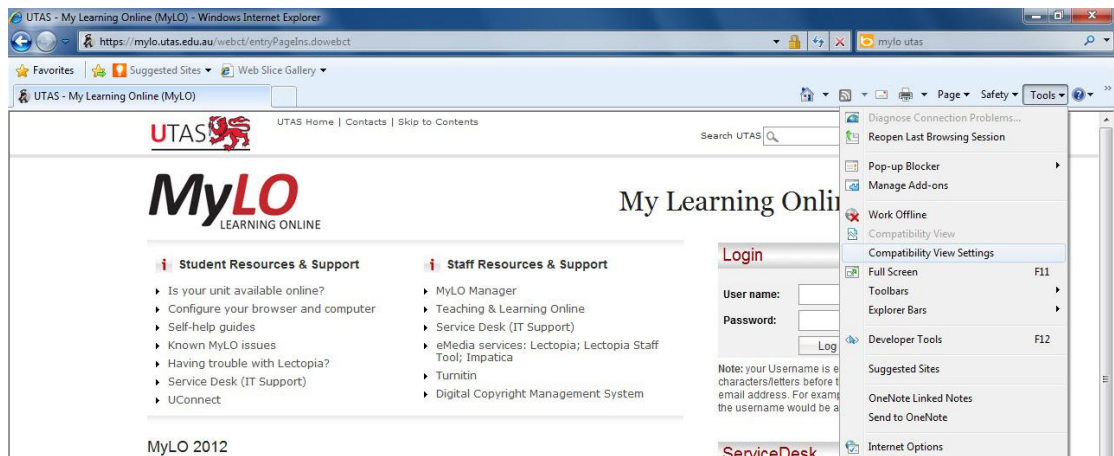
### Option One:

Use another browser such as Mozilla Firefox. This free browser can be downloaded from: <http://www.getfirefox.com>

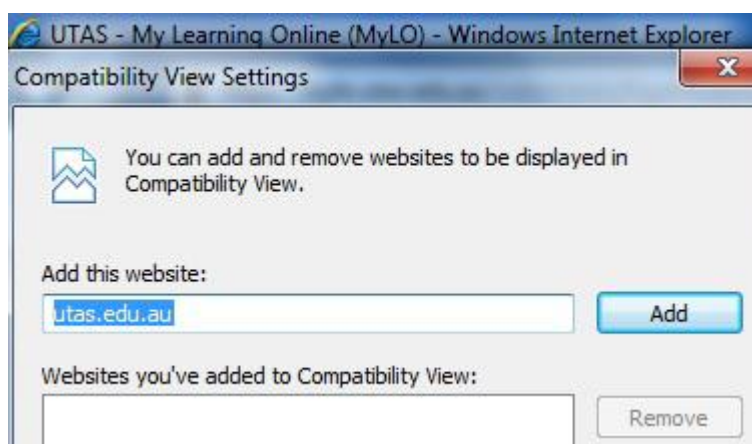
### Option Two:

If you have to use Internet Explorer 8, you can try using its compatibility mode.

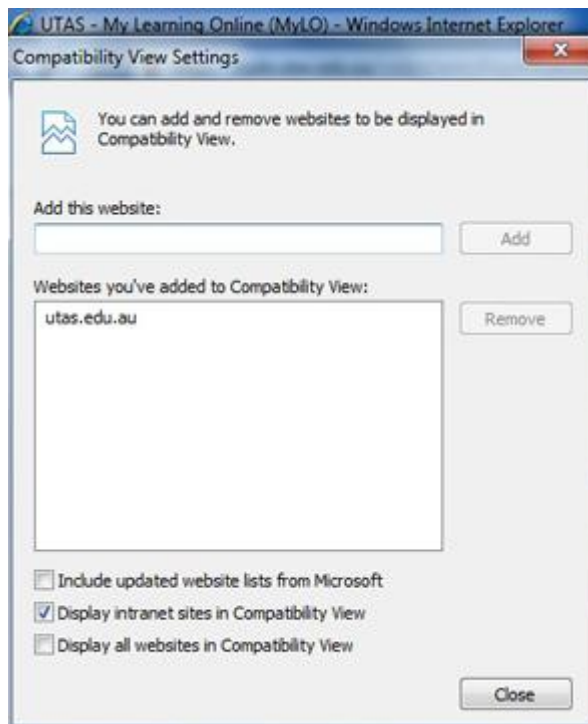
1. Open Internet Explorer 8
2. Go to <http://mylo.utas.edu.au>
3. Click the Tools menu and click Compatibility View



4. The Compatibility View Settings window will open with the **utas.edu.au** website address added to the input field



5. On the next screen, click Add and then click Close.



Once you have done this you should be able to navigate into Blackboard and you course successfully.

### Option Three:

You can run Internet Explorer 8 without addons

1. Go to start.
2. Select All Programs
3. Select Accessories
4. Select System Tools
5. Select Internet Explorer (No Add-ons)

