



CINAHL (Cumulative Index to Nursing and Allied Health Literature)

Accessing CINAHL

Access CINAHL from the Library's Homepage: <http://www.utas.edu.au/library>. From here choose *Databases* (under *Finding Information*) and find CINAHL from the alphabetical list; or choose *Subject Guides* and then click on the link *Nursing and Midwifery*. CINAHL uses the Ebsco search software.

Searching for references in CINAHL

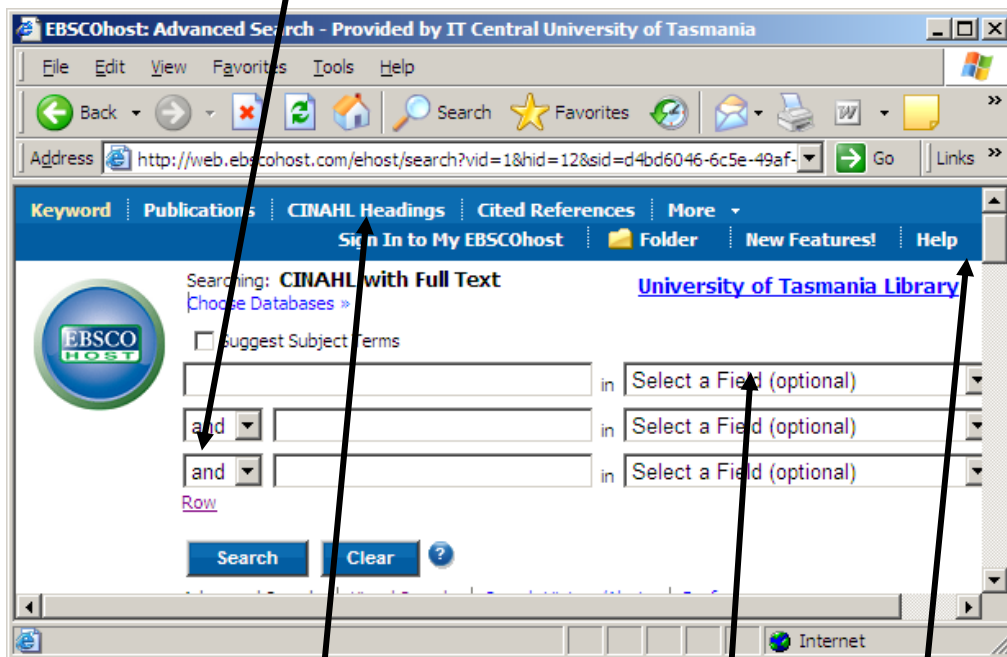
Advanced Search

An Advanced Search screen has multiple lines in which to type search terms

- Type each search concept on individual lines. Join related or synonymous terms with an *OR*.

Select how you want the search terms joined in the citations:
and each line of search terms must appear in the citations
or any of the search terms must appear in the citations
not excludes the following search terms from the citations

Figure 1. Advanced Search screen



Search the list of subject headings used in CINAHL

Select the parts of a citation where you want the search terms to be found

Help for searching CINAHL

Some commonly used search symbols

“ ”	Phrases to be placed in quotation marks so words will be found adjacent to each other
*	Right hand truncation symbol that finds variations of a word beginning with the preceding letters. Example: therap* will find therapy, therapies, therapeutic
?	Replace any single character within a word or at the end of the word. Cannot be used at the beginning of a word. Substitutes one letter only

Search options

If you wish to search using just one search box, type in your search terms, then click either **'Find all my search terms'** or **'Find any of my search terms'** in **Search Options/Search Modes**.

Tick **'Find related words'** to include alternative or similar words.

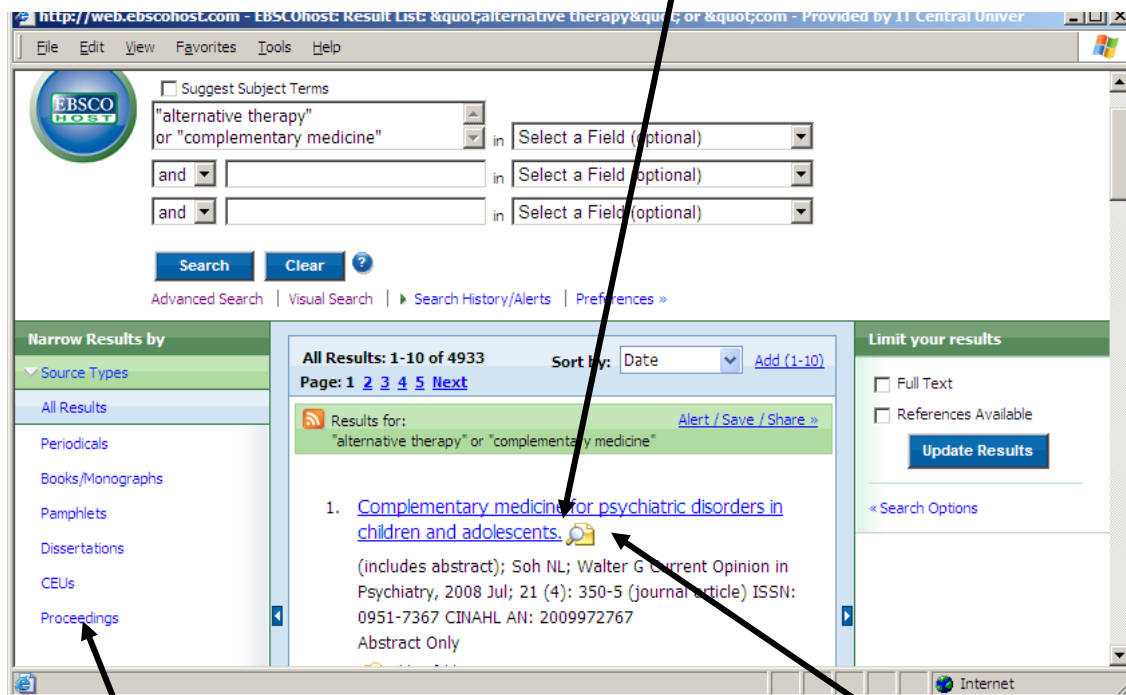
Tick **'Also search within the full text of the articles'** to search the whole record.

Under **Search Options**, you can also **Limit your results** (eg by date or by the title of the publication).

Search Results screen

- Click on the coloured title link to see more detail for the citation




Figure 2. Search results screen



You can refine your search with one of the suggested subject headings

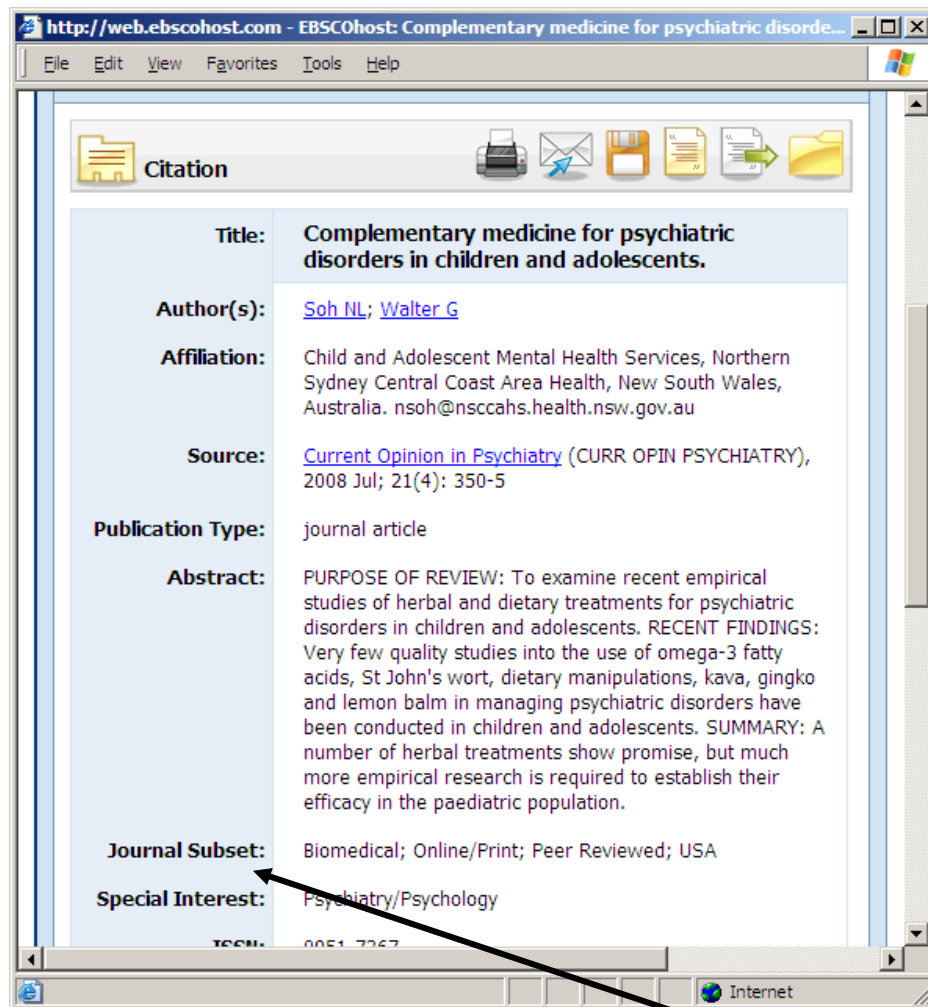
View the bibliography belonging to the document

Options to view the document

 HTML Full Text	View the full text of the article.
 PDF Full Text	View the full text of the article as it appears in the original print journal, including page numbers.
 check for full text @ UTAS check for full text @ UTAS	Search for the presence of the full text from the Library's other information suppliers or search for the printed document on the Library's shelves. A new screen will open.

Article View

Figure 3. Article view of a citation



Look at the **Journal Subset** heading to see if the article is **Peer Reviewed**

What is peer reviewed?

Peer reviewed means that the article or document has been viewed and accepted for publication by an editorial panel or expert/s in nursing prior to publication.

If you already have an article citation displayed in an Article View (see Figure 3, above), look for the heading **Journal Subset** where the text *Peer reviewed* can be found.

To find only Peer Reviewed articles, return to the **Advanced Search** screen, and click on the checkbox **Peer Reviewed** under the heading **Limit your results.**: See Figure 4 below.

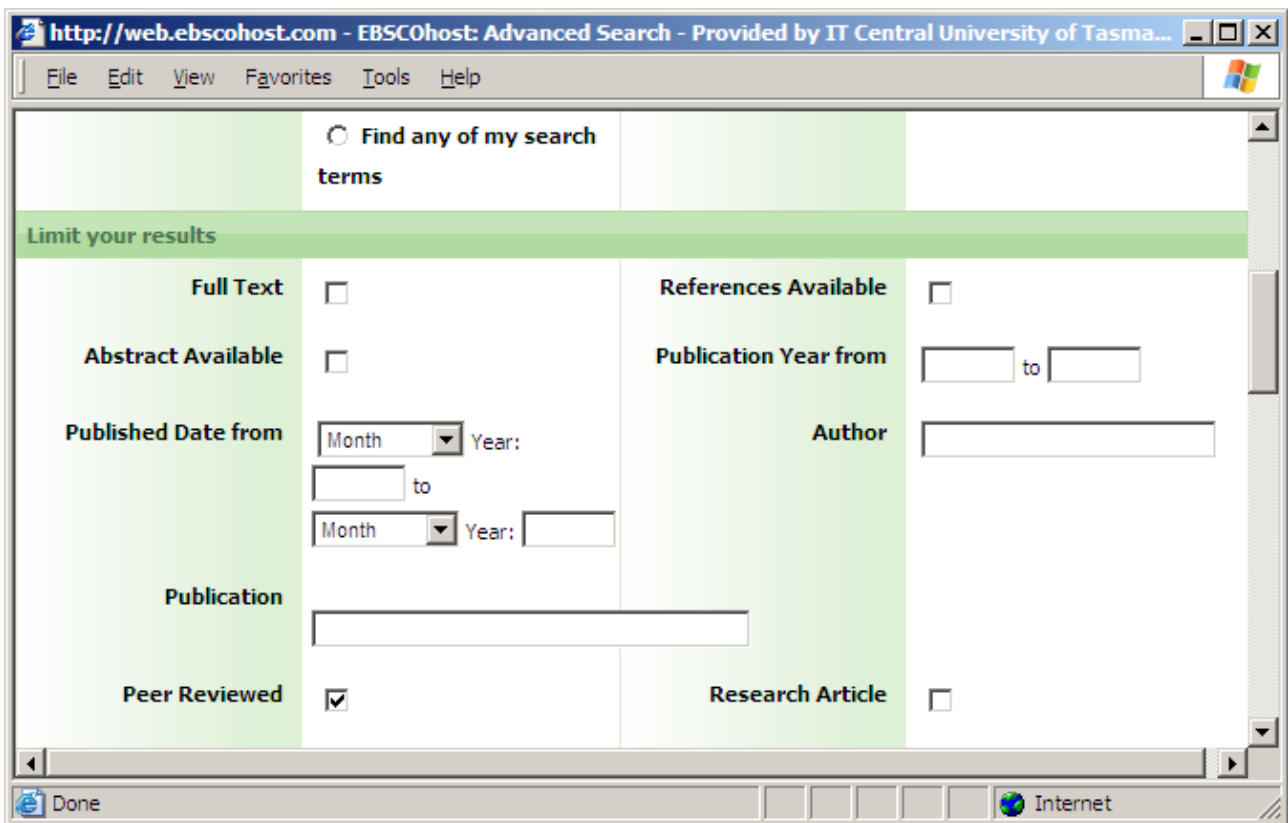


Figure 4. Advanced Search with Peer reviewed checkbox set

Is the reference scholarly?

In the Article View of the reference, look to see what type of study was used in the research.

The **Major Subjects, Minor Subjects** headings may mention research methodology, such as Clinical trials, Statistics.

The **Abstract** may also include information about how the research was conducted and whether or not the author/s conducted the research.

A scholarly article will also include a **bibliography** to acknowledge the research of others.

Need more help?

Online Tutorials	<p>Online tutorials to CINAHL are available at: http://support.epnet.com/training/flash_videos/CINAHLBasicSearching.html (4.5 mins) http://support.epnet.com/training/flash_videos/CINAHLAdvancedSearching.html (8.5 mins)</p>
-------------------------	---