



Cochrane Library

About the Cochrane Library

The Cochrane Library provides over 2,000 full-text reviews of evidence-based research which evaluates the effectiveness of health care treatments and interventions.

There are 8 databases that can be searched simultaneously or a selection of databases can be made. The 3 most commonly searched databases are:

- **Cochrane database of systematic reviews (Cochrane reviews)**
Reports of the best available evidence to support treatments
- **Database of abstracts of reviews of effects (DARE)**
Published reviews by people outside the Cochrane collaboration.
- **Cochrane central register of controlled trials (CENTRAL)**
Original source for published randomised controlled trials

Other databases contain instructions on locating research about systematic reviews (Methodology Reviews), how to conduct systematic reviews (CMR), collection of health technology assessments (HTA), information on economic evaluations of health care interventions (NHS EED), and where to find information about the Cochrane Library and its review groups (About).

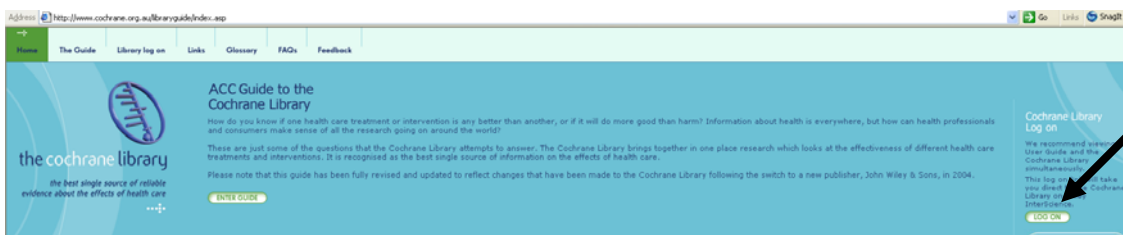
Where to find the Cochrane Library

From the Library's Home page at <http://www.utas.edu.au/library/>

- Click on the **Databases** link under the heading **Information Resources**
- Click on **C** in the alphabetic list and scroll down the list and click on **Cochrane Library**
- You will be prompted for your university email account name (name before the @ symbol) and your university email password

From the home page of the Cochrane Library

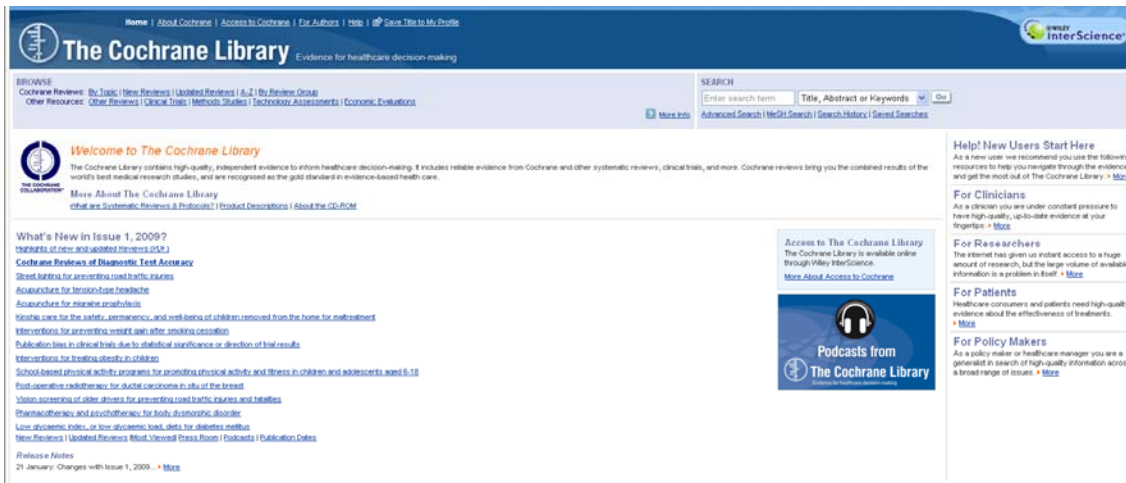
- Click on the **LOG ON** button on the right hand side of the screen





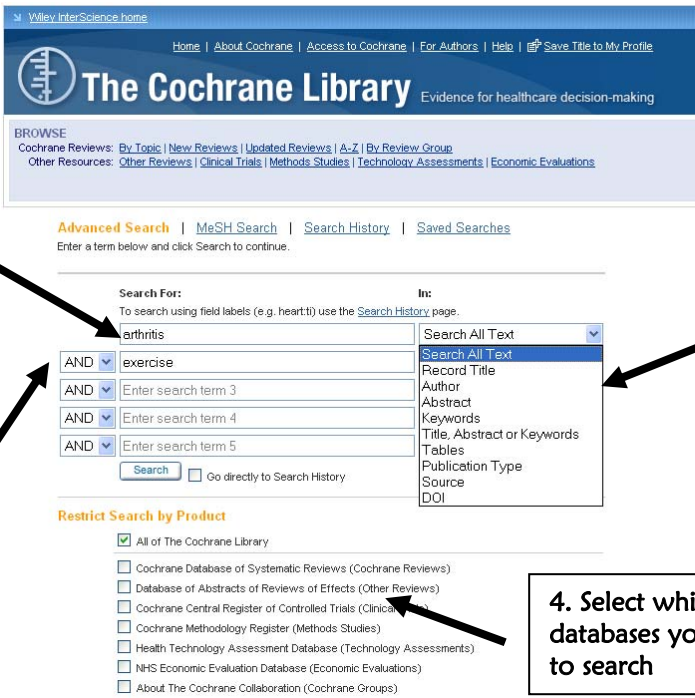
Searching the Cochrane Library

Once logged in to the Cochrane Library you are presented a single search box on the right hand side of the screen, with the drop-down menu preset to the search option *Search All Text*. This allows you to search across all the databases for a single search term or concept.



- We recommend you click on the *Cochrane Advanced Search* link

- 1. Type your search terms into the search boxes
- 3. Select the joining word from the drop down menu – AND, OR, NOT



- 2. Select where you would like to search from the drop down menu

- 4. Select which databases you wish to search



5. Scroll down to see and apply other restrictions – Record Status and Date Range

6. Click on Search

Wiley InterScience home

Home | About Cochrane | Access to Cochrane | For Authors | Help | Save Title to My Profile

The Cochrane Library Evidence for healthcare decision-making

BROWSE
 Cochrane Reviews: [By Topic](#) | [New Reviews](#) | [Updated Reviews](#) | [A-Z](#) | [By Review Group](#)
 Other Resources: [Other Reviews](#) | [Clinical Trials](#) | [Methods Studies](#) | [Technology Assessments](#) | [Economic Evaluations](#)

Restrict Search by Product

All of The Cochrane Library

Cochrane Database of Systematic Reviews (Cochrane Reviews)
 Database of Abstracts of Reviews of Effects (Other Reviews)
 Cochrane Central Register of Controlled Trials (Clinical Trials)
 Cochrane Methodology Register (Methods Studies)
 Health Technology Assessment Database (Technology Assessments)
 NHS Economic Evaluation Database (Economic Evaluations)
 About The Cochrane Collaboration (Cochrane Groups)

Restrict Search by Record Status

All

New Conclusions Changed Commented
 New Search Major Change Withdrawn

Commented
 (Choose one or more specific statuses above and use this option to limit these selections to commented articles.)

Date Range

1800 - 2009 (4-digit years, or "" for any year)

Search

Search Tips

The Advanced Search screen has its own search tips listed on the right hand side of the screen

AND	Example: <i>arthritis AND exercise</i> . Both words must appear together in the database record
OR	Example: <i>exercise OR movement</i> . Either word can be found in the database record
NOT	Example: <i>arthritis NOT sciatica</i> . Retrieve database records that mention arthritis and do not mention the word sciatica
*	Truncation symbol. Right hand truncation example: <i>arthrit*</i> will find words such as arthritis, arthritic Left hand truncation example: <i>*arthritis</i> will find words such as osteoarthritis
“ ”	Example: “ <i>exercise therapy</i> ”. All words of the phrase must appear next to each other in exact order.

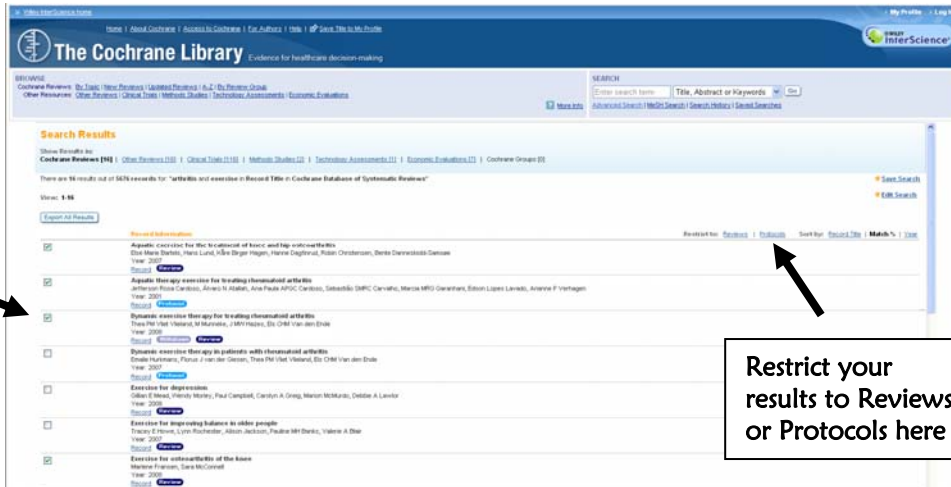


Search Results

The screen shot below shows a sample search results screen.

- Click on *Record* to view the database record, and any accompanying full-text reviews

Click on the checkboxes to save or print records, or export them to referencing software such as Endnote



Restrict your results to Reviews or Protocols here

Viewing records

When you click on *Record* on a results screen, you are presented a www version of the database record or full-text report.

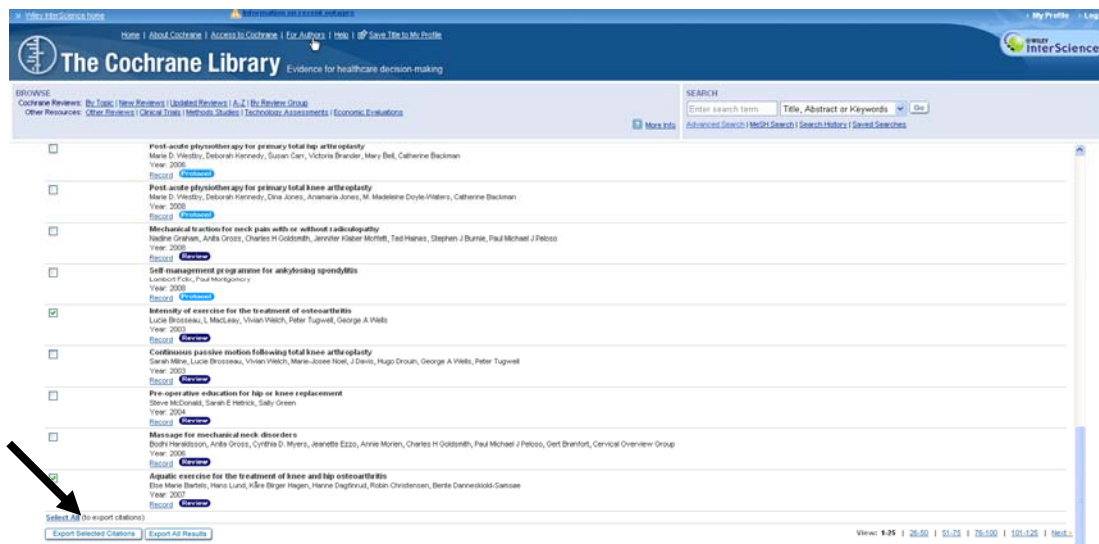


To see the scanned report click on the *PDF* link. Once you have the pdf file open you will either be able to view, print or save the file.



Printing and saving a list of citations

- From a Results screen, click on the checkboxes of the citations to be printed or saved
- Scroll down the screen and click on *Export Selected Citations* button for selected citations, or click on *Export All Results* to select all citations
- Follow the screen prompts to choose *Export Type: Citation* or *Abstract and citation*
- Select the computer file type, and click on *Go*
- Click on *Open* to see your citations immediately for printing; or click on *Save* to keep a file on your computer or disk
- If you clicked on *Save*, follow the prompts to locate your file on the computer. Ensure that the filename has a .txt extension (e.g. arthritis.txt). Once saved, you can then open this file with your word processor such as Word.
- If you clicked on *Open* for printing, your citations are viewed in a text window such as Notepad. Click on the *File* drop-down menu and select *Print* from the menu.



More Help can be found at:

http://www3.interscience.wiley.com/cgi-bin/mrwhome/106568753/HELP_Cochrane.html

<http://www.cochrane.org.au/libraryguide/index.asp>

⇒ This helpsheet and other resources are available on the Library website at

www.utas.edu.au/library

⇒ Follow the links under training and help to “Helpsheets”