

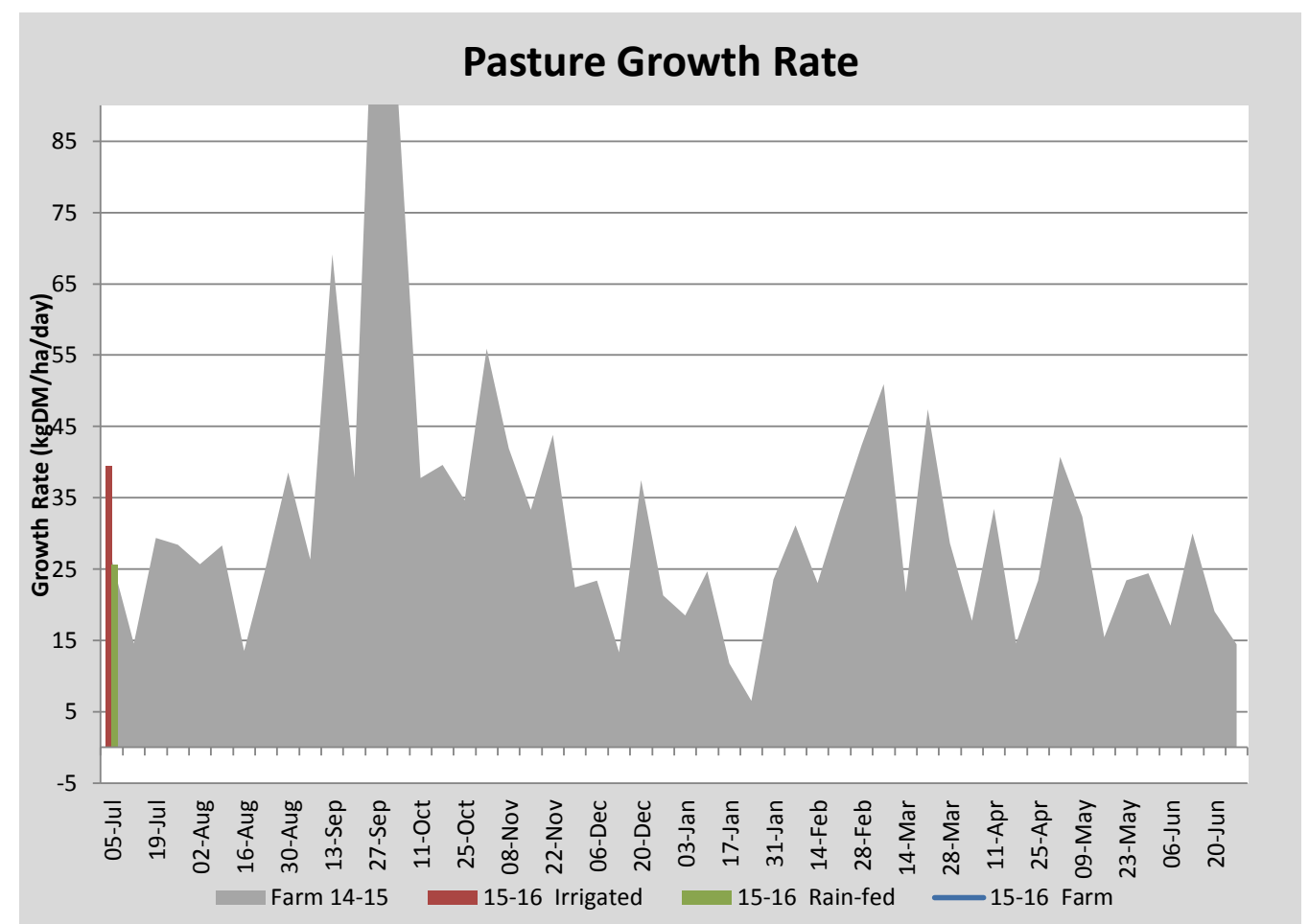
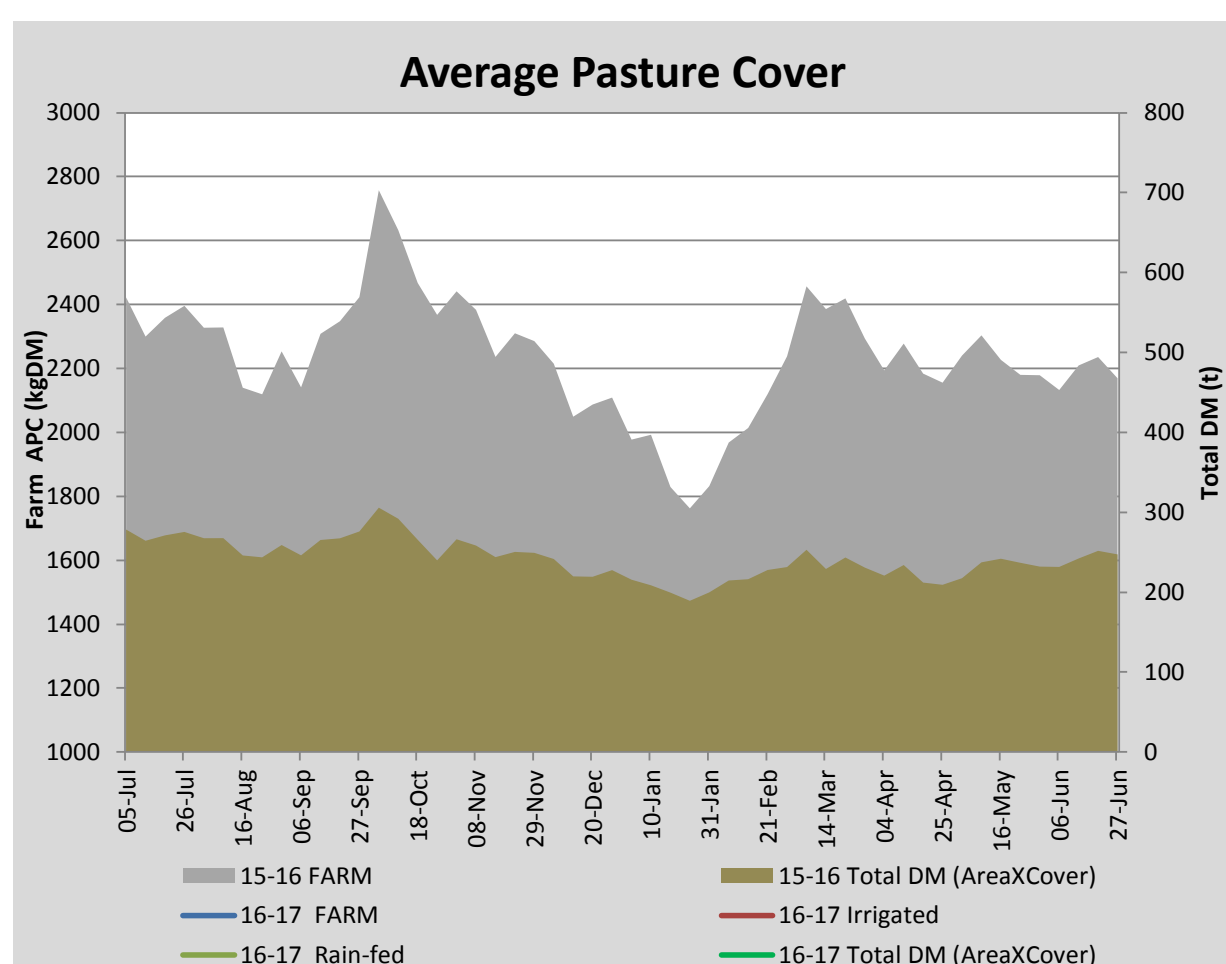
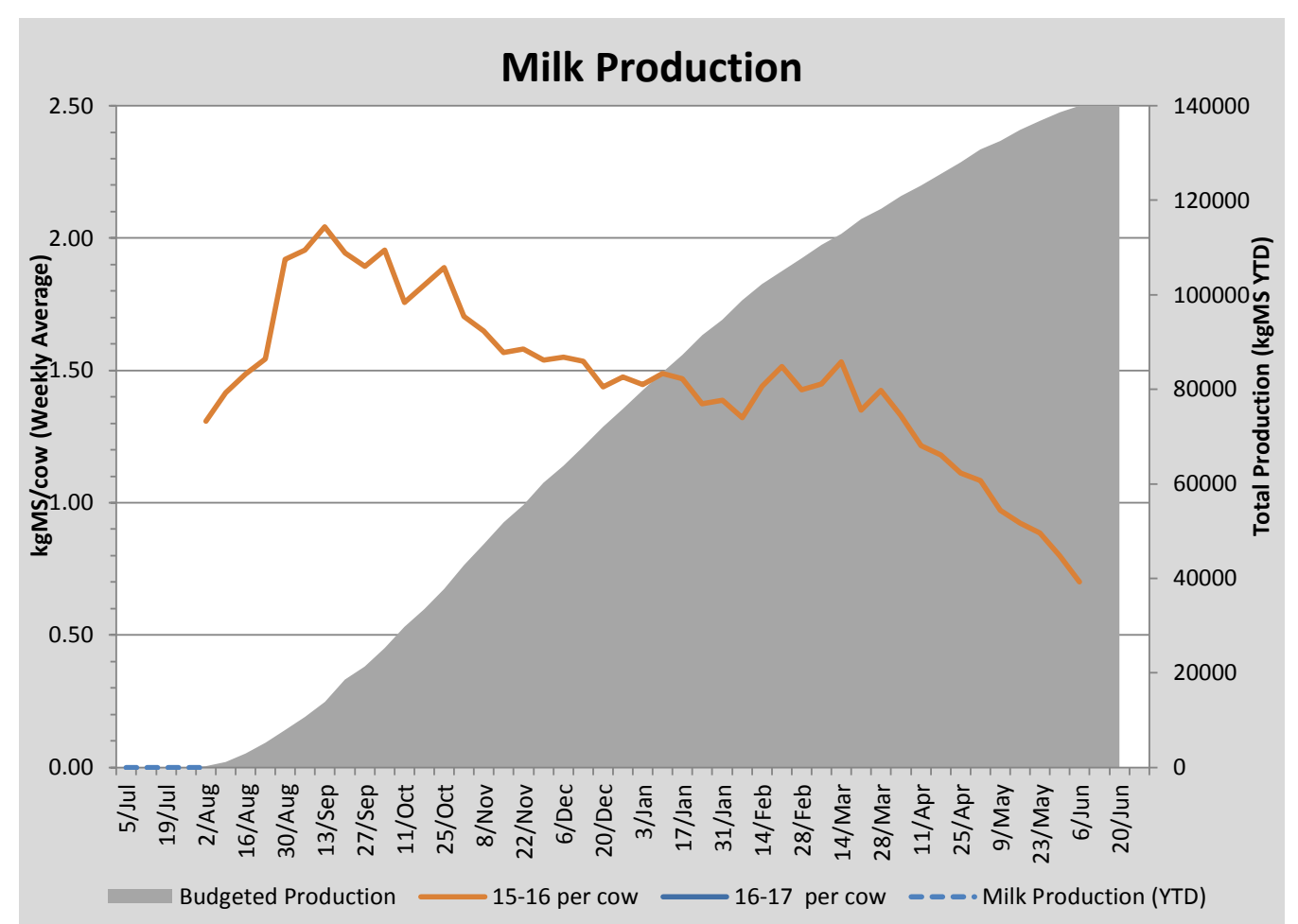
Key Summary Points

- 1** Average pasture cover increased across the milking platform this week to 2315kgDM/ha, with growth rates of 30kgDM/day exceeding the current demand of 12kgDM/ha/day
- 2** Barley/ryegrass crops have germinated and are growing well.
- 3** We will begin feeding lead feed late next week to cows 14 days out from calving

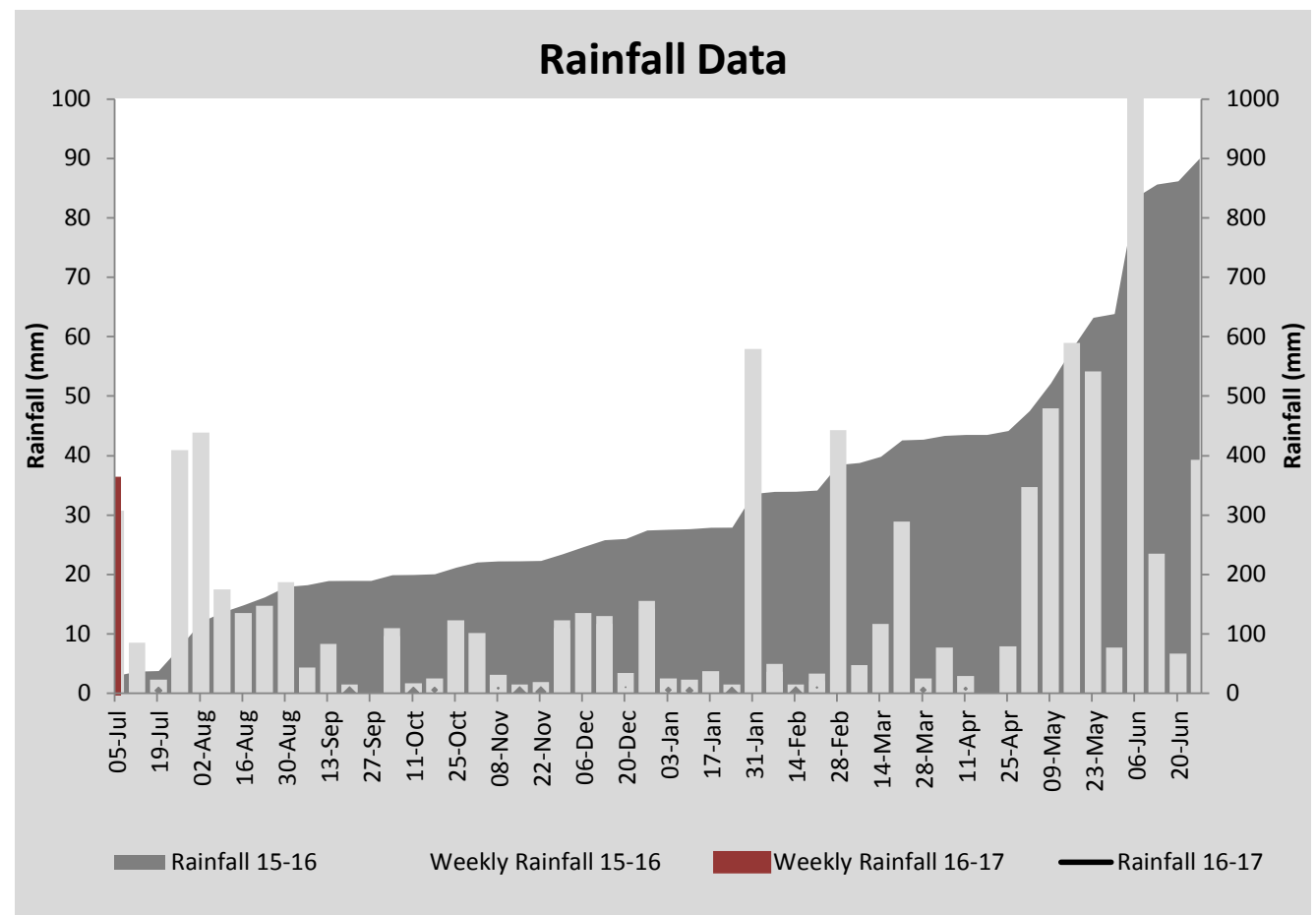
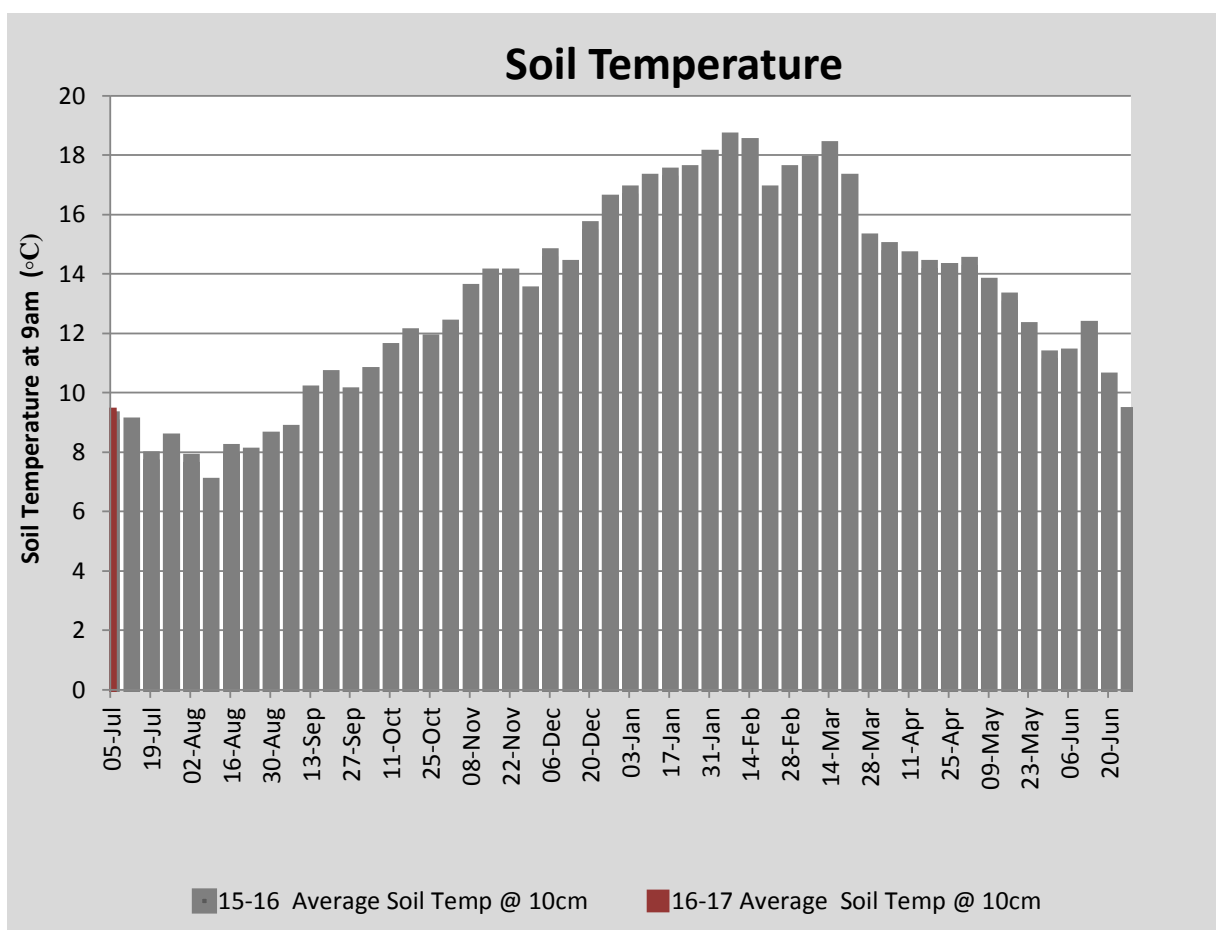
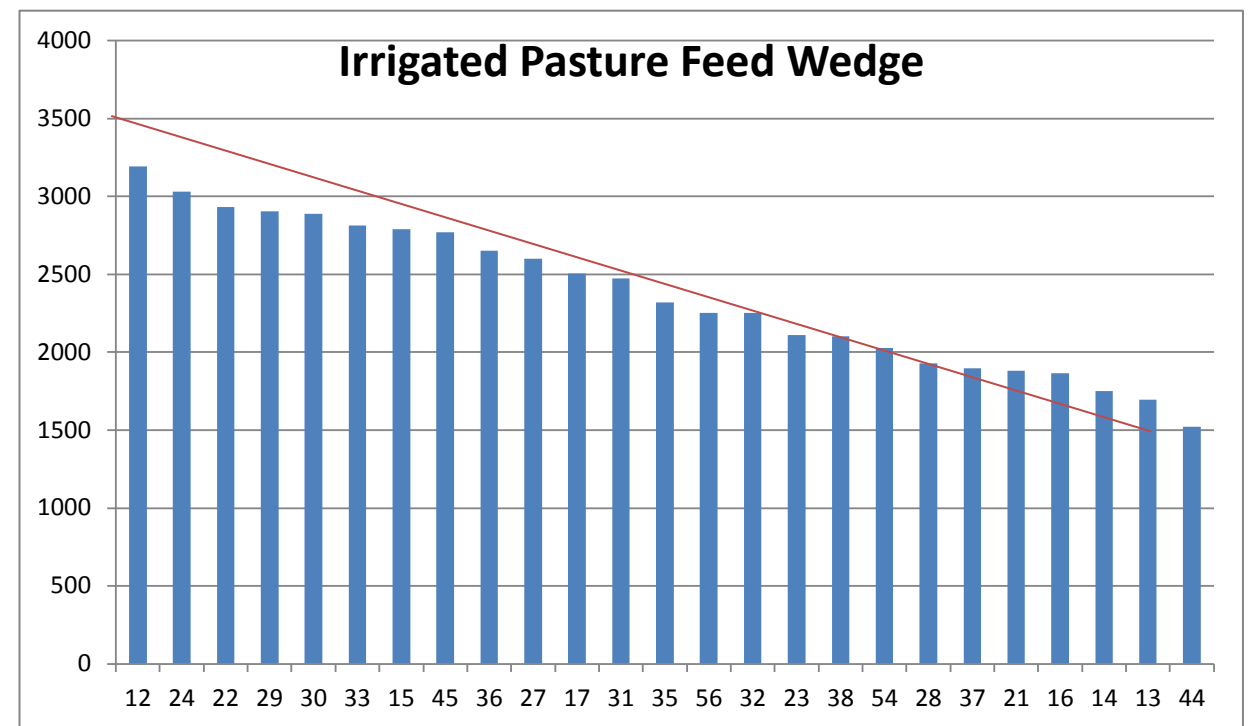
PASTURE INFORMATION	Farm			Irrigated			Rain-fed		
	Last Week	This Week	Variation	Last Week	This Week	Variation	Last Week	This Week	Variation
Grazed milking area (ha)	107.0	106.4	-0.6	37.2	37.2	0.0	76.8	69.2	-8
Rotation Length (days)	118	180	62	53	71	18	285	989	704
Grazing allocation per day (ha)	1.0	0.6	-0.4	0.7	0.5	-0.2	0.3	0.1	-0.2
Average time since last grazed (days)	51	57	6	52	52	0	50	60	10
Leaf appearance rate (days per leaf)	17	18	1	17	18	1	17	18	1
Average Pasture Cover (kgDM/ha)	2169	2315	146	2196	2412	216	2156	2263	107
Pasture Growth Rate (kgDM/ha/day)	10	31	21	10	39	29	11	26	15
Post Grazing Biomass (kgDM/ha)	1650	1350	-300						
Nitrogen applied YTD (kgN/ha)	#N/A	#N/A	#N/A	#N/A	#N/A	#N/A	#N/A	#N/A	#N/A

*Please note all pasture calculations detailed above are based on the current Grazed Milking Area

MILK PRODUCTION	Last Week	This Week	Variation
Average No. cows in milk (vat)	#N/A	0	#N/A
Litres per cow	#N/A	#N/A	#N/A
% Fat	#N/A	#N/A	#N/A
% Protein	#N/A	#N/A	#N/A
MS/cow/day	#N/A	#N/A	#N/A
MS/ha/day	#N/A	#N/A	#N/A
BMCC	#N/A		#VALUE!
Average Liveweight (kg)	#N/A	0	#N/A
	Budget	To Date	Variation
Total Milk Production (kgMS)	0	0	#DIV/0!
MS/ha YTD	0		



Last 7 days					
Milkers Diet	kg DM	MJ ME	CP (%)	NDF (%)	\$/cow
Pasture Intake	10.0	12.0	18.0	40.0	0.0
Concentrates	0.0	0.0	0.0	0.0	0.0
Silage	0.0	0.0	0.0	0.0	0.0
Grazed forage	0.0	0.0	0.0	0.0	0.0
Other feeds	0.0	0.0	0.0	0.0	0.0
Total	10	120	18.0	40.0	0
Target		90	16-18	>33	0



Analysis			
Expected growth rate next 7 days (kgDM/ha/day)	15	Target Leaf Grazing Stage	2.5-3.0
Total Demand from Pasture (kgDM/ha/day)	11	Predicted APC 7 days time	2341
APC balance (kgDM/ha/day)	4	Predicted APC Change	26.6

Discussion

Average pasture cover increased across the milking platform this week to 2315kgDM/ha, with growth rates of 30kgDM/day exceeding the current demand of 12kgDM/ha/day. We will be drafting off 87 cows, which are 14 days out from calving, late next week to be fed lead feed. We will be running these as one mob with the heifers on the milking platform, feeding lead feed through the dairy feed system. The barley/ryegrass crop has germinated and is growing well. All surplus, export eligible friesian heifers were sold this week.

5 July 2016

