

**2021**



**2,158 t** OF  
WASTE SENT TO  
LANDFILL

**21%** RECYCLING  
RATE (UP FROM  
17% IN 2019  
PRE-COVID YEAR)



**81 t** OF ORGANIC  
WASTE (MAINLY FOOD)  
DIVERTED FROM  
LANDFILL



BELOW THE  
**43%** AVERAGE  
FOR AUSTRALIAN UNIVERSITIES

## RE-USE PROGRAM



**49 t** OF REUSED ITEMS (MAINLY OFFICE  
FURNITURE)

**114%** INCREASE FROM PREVIOUS YEAR

**136 t** OF REUSED ITEMS SINCE THE  
START OF THE PROGRAM



**7,960 reams** OF OFFICE PAPER USED  
(▼ 1% SINCE PREVIOUS YEAR)

**98%** WITH **100% RECYCLED** CONTENT



**27%** OF OFFICE SUPPLIES FROM OUR MAIN CONTRACTED  
SUPPLIER ARE **ECO-CONSCIOUS** PRODUCTS

([HTTPS://WWW.COS.NET.AU/C/SOCIAL-RESPONSIBILITY#NETWORK-FOOTPRINT](https://www.cos.net.au/c/social-responsibility#network-footprint))

**2020**



**1,476 t** OF  
WASTE SENT TO  
LANDFILL

**236 t** WAS  
ORGANIC WASTE  
(MAINLY FOOD)

**18%** RECYCLING  
RATE (UP FROM  
10% IN THE  
PREVIOUS YEAR)



BELOW THE  
**42%** AVERAGE  
FOR AUSTRALIAN UNIVERSITIES

## RE-USE PROGRAM



**23 t** OF REUSED ITEMS (MAINLY  
OFFICE FURNITURE)

**74%** INCREASE FROM PREVIOUS YEAR


**63 t** OF REUSED ITEMS SINCE THE  
START OF THE PROGRAM



**8,072 reams** OF OFFICE PAPER USED  
(▼ 62% SINCE PREVIOUS YEAR)

*[HIGHLY IMPACTED BY COVID-19]*

**78%** WITH **100% RECYCLED** CONTENT



**20%** OF PURCHASES FROM OUR MAIN CONTRACTED  
SUPPLIER ARE **ECO-CONSCIOUS** PRODUCTS

([HTTPS://WWW.COS.NET.AU/C/SOCIAL-RESPONSIBILITY#NETWORK-FOOTPRINT](https://www.cos.net.au/c/social-responsibility#network-footprint))



1,521 t OF WASTE SENT TO LANDFILL

243 t WAS ORGANIC WASTE (MAINLY FOOD)

13% RECYCLING RATE (NO MAJOR CHANGE IN THE LAST 5 YEARS)

BELOW THE 40% AVERAGE FOR AUSTRALIAN UNIVERSITIES



118 t PAPER AND CARDBOARD



52 t COMINGLE



2 t METAL, SAWDUST AND OTHERS

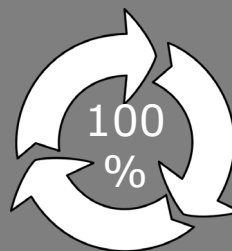


10 t E-WASTE

21,825 reams OF OFFICE PAPER USED (▼ 18% SINCE PREVIOUS YEAR)



99% WITH 100% RECYCLED CONTENT



26% OF PURCHASES FROM OUR MAIN CONTRACTED SUPPLIER ARE PLANET FRIENDLY PRODUCT LINES

([HTTPS://WS01.COS.NET.AU/C/SOCIAL-RESPONSIBILITY#ECO-CONSCIOUS-PRODUCTS](https://ws01.cos.net.au/c/social-responsibility#eco-conscious-products))



RE-USED



DONATED



RECYCLED

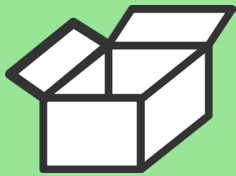


**1,561 t** OF WASTE SENT TO LANDFILL

**250 t** WAS ORGANIC WASTE (MAINLY FOOD)

**10%** RECYCLING RATE (NO MAJOR CHANGE IN THE LAST 5 YEARS)

BELOW THE **40%** AVERAGE FOR AUSTRALIAN UNIVERSITIES



**108 t**  
PAPER AND CARDBOARD



**54 t**  
COMINGLE



**6 t**  
METAL, SAWDUST AND OTHERS



**11 t**  
E-WASTE



RE-USED



DONATED

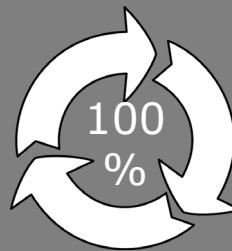


RECYCLED

**26,602 reams** OF OFFICE PAPER USED (▼ 25% SINCE PREVIOUS YEAR)



**96%** WITH **100%** RECYCLED CONTENT



**25%** OF PURCHASES FROM OUR MAIN CONTRACTED SUPPLIER ARE **PLANET FRIENDLY** PRODUCT LINES

([HTTPS://WS01.COS.NET.AU/C/SOCIAL-RESPONSIBILITY#ECO-CONSCIOUS-PRODUCTS](https://ws01.cos.net.au/c/social-responsibility#eco-conscious-products))

