

How does learning outside school influence learning in school?

Self-concept as a learner

Tassie Researchers 2021



ISBN 978-1-922708-23-6



9781922708236

The Peter Underwood Centre

The Peter Underwood Centre for Educational Attainment is a partnership between the University of Tasmania and the Tasmanian State Government in association with the Office of the Governor of Tasmania.

utas.edu.au/underwood-centre

UnderwoodCentre.Enquiries@utas.edu.au

Becky Shelley and Megan Lang work at the Peter Underwood Centre, University of Tasmania, as researchers.

We research learning in and out of school, and are interested in children's self-concept as a learner.



We think that the best people to help us learn about these ideas are children and young people.

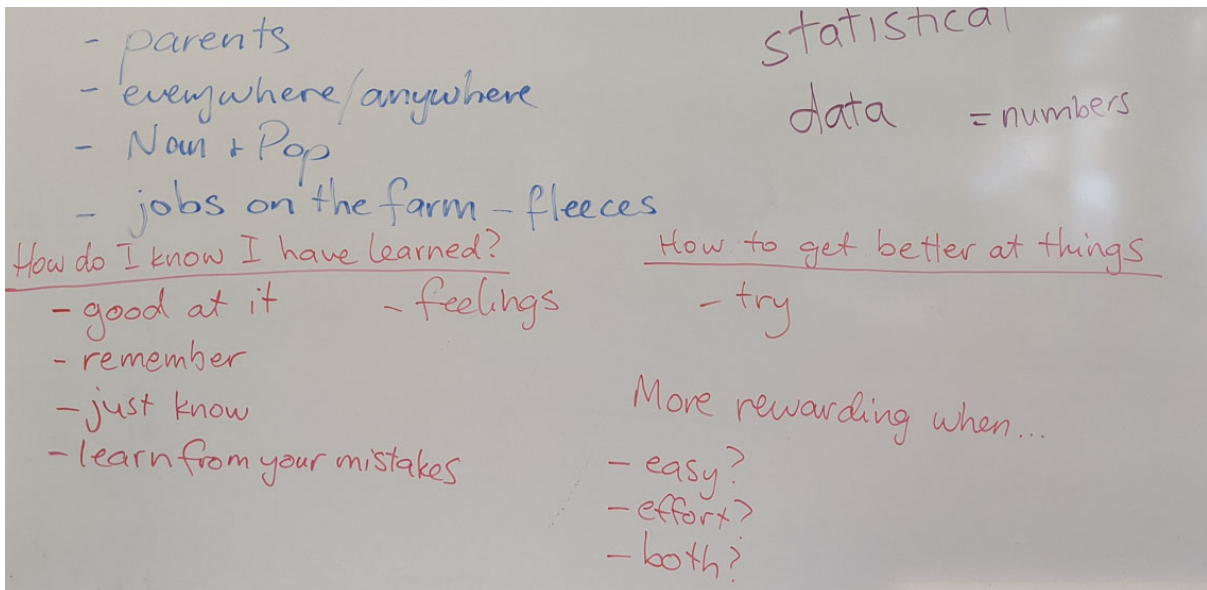
In 2021, Tassie Researchers looked at children's self-concept as a learner as part of an evaluation of Children's University Tasmania. Children's Uni is a program that encourages extra-curricular learning. Extra-curricular learning has been shown to influence self-concept as a learner.

We invited students from your school to help us in our research. To do this in an ethical way, we explained all about the program and children needed to agree to take part. Parents or guardians also had to give their consent. The way we conducted our research was approved by an ethics committee at the University of Tasmania and also by the Department of Education Tasmania (Please see the end of this book for details).

Day 1:

We started by getting to know each other and talking about research, what a research question is, and the “rules” researchers need to follow. Then we brainstormed about learning:

What kinds of learning are there? Do we only learn things at school? How do we know when we have learned something?



We looked at ways of comparing things and used a self-evaluation framework to think about self-concept as a learner. This included:

Absolute ideal – this refers to things that are set, like the fastest possible speed a human can run 100 metres.



Temporal change
– this refers to things that can change over time, like knowledge, or differences between what we can do when we are baby compared to now.

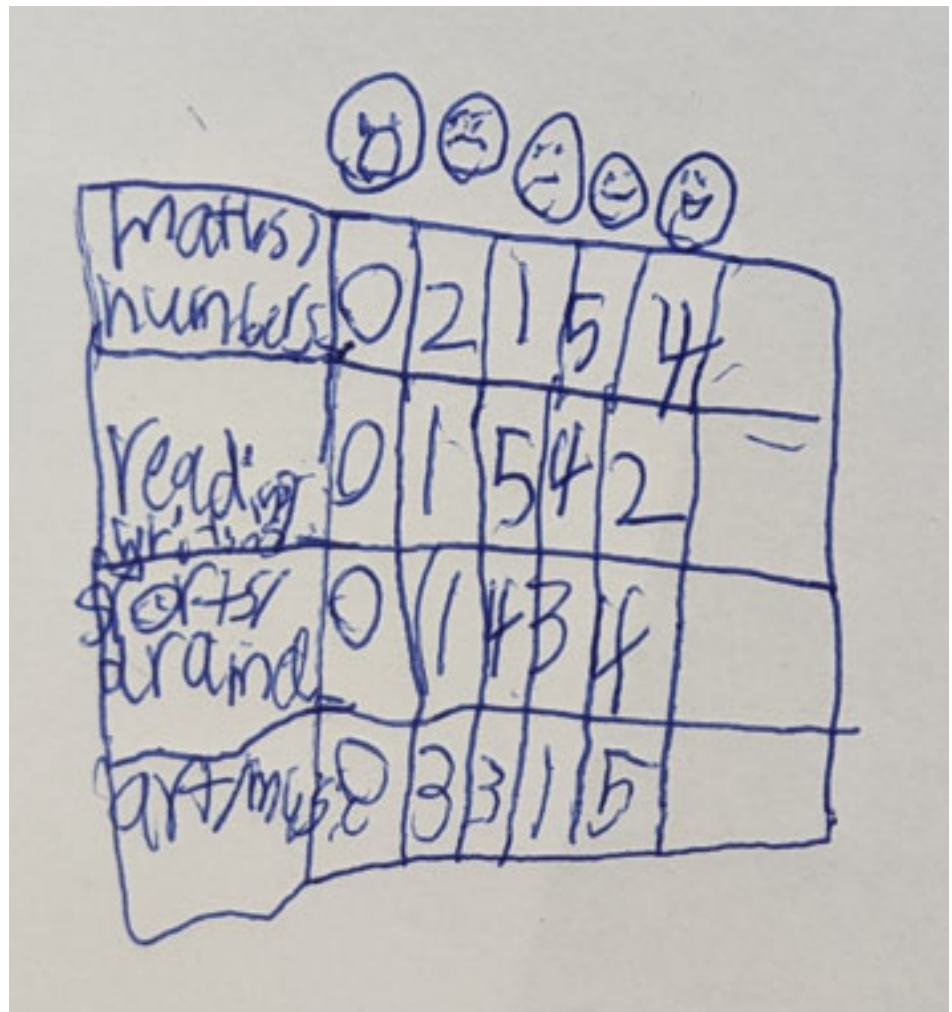
Do you think you have become better at...? science
maths, art, PE
- believing in yourself
- growth mindset
- attitudes towards others
- swimming, horse riding, karate, cricket, netball
- teamwork
- family history, family skills
- life hacks



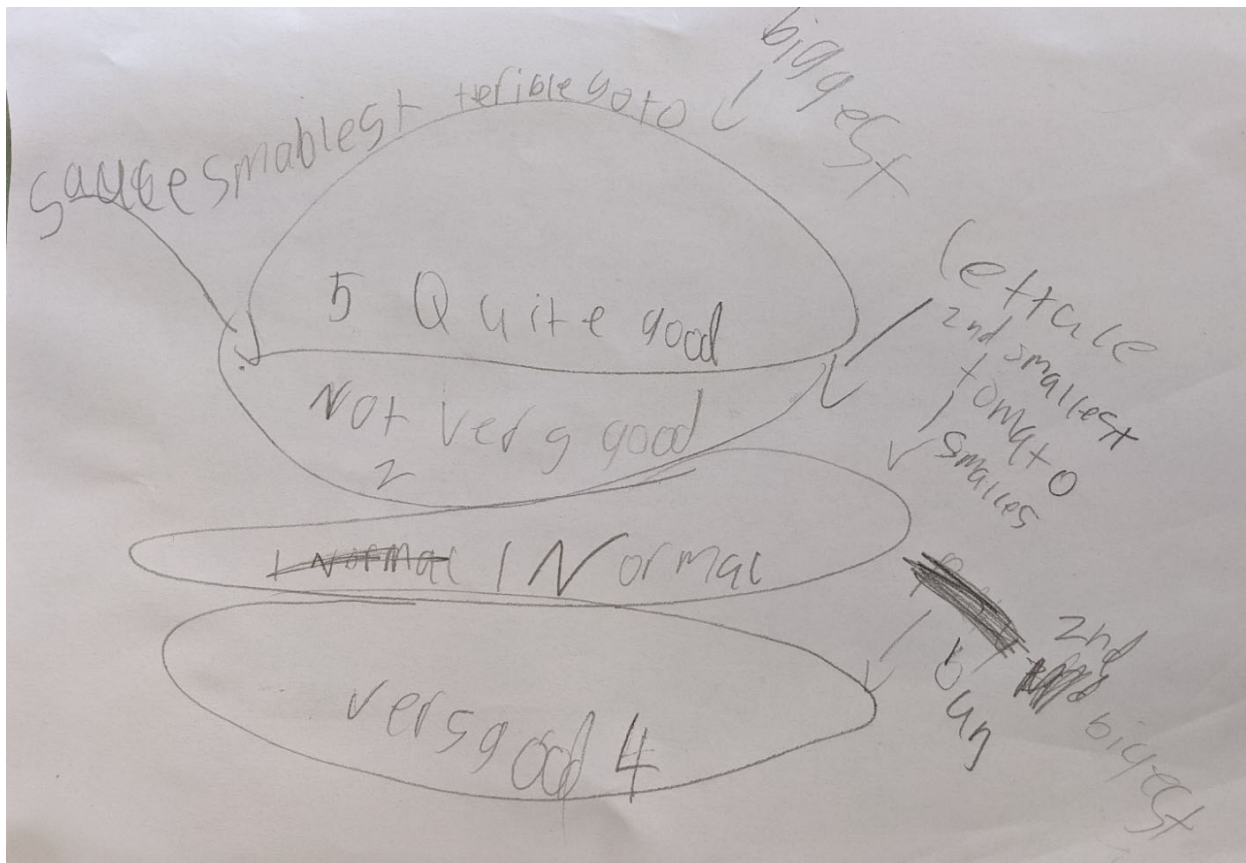

Social Comparison – this refers to comparisons in a social group, for example how we think, look or feel compared to others.









Dimensional comparison – this refers to comparisons across different domains, for example differences in our skills in maths compared to art or sports.




Day 2: We did a Children's University survey and made data representations.





	Terrible 	not very good 	normal 	quite good 	very good 
math					
reading					
social					
PE					
MUS					
writing					

Then we came up with lots of survey questions for collecting data about learning. We had to think about each question: do we need to include questions that might be personal? How might people feel if we ask certain things? what are the best words to use? Some of the Tassie Researchers asked if the adult researchers had ever lied on a survey. The answer was “yes”, because sometimes surveys ask questions you might not want to answer.



Day 3:

We critiqued our draft survey and refined it.

Tassie Researchers 2021 Survey

This survey is **voluntary** and **anonymous**. That means that no-one will be able to tell it was you who filled it out.

The survey was prepared by students at your school (Tassie Researchers) who have been part of the 'Tassie Researcher' research project.

18 classmates filled out the survey (Thank you!)

We are interested to find out how learning outside school influences your learning inside school.

The Tassie Researchers will analyse the data and develop findings.

Day 4: We examined the data and made data representations:



Day 5:

We decided on the best ways to show our findings and planned a presentation back to our class. In this way, the participants in the survey could see the results.

One of the Tassie Researchers suggested that everyone should be able to see the findings from the survey, so we have included it on the next pages.

Thank you, Tassie Researchers!

Becky and Megan thank everyone who took part in Tassie Researchers 2021. We learned a lot from you about all kinds of things, including how to interpret some of the comments in the survey (now we know about important memes and what IDK means), life hacks, and what children and young people think about learning in and out of school. We are in awe of how engaged you are with learning and skills of all kinds – whether it be school learning, art, driving diggers, weaning lambs, making scrunchies, riding horses, sharing knowledge, interacting with others, or coming up with original and creative ideas.

We had a fantastic time.

Tassie Researchers 2021 Survey RESULTS 18 Surveys were completed

This survey is **voluntary** and **anonymous**. That means that no-one will be able to tell it was you who filled it out.

The survey was prepared by students at your school (Tassie Researchers) who have been part of the 'Tassie Researcher' research project.

We are interested to find out how learning outside school influences your learning inside school.






The Tassie Researchers will analyse the data and develop findings.

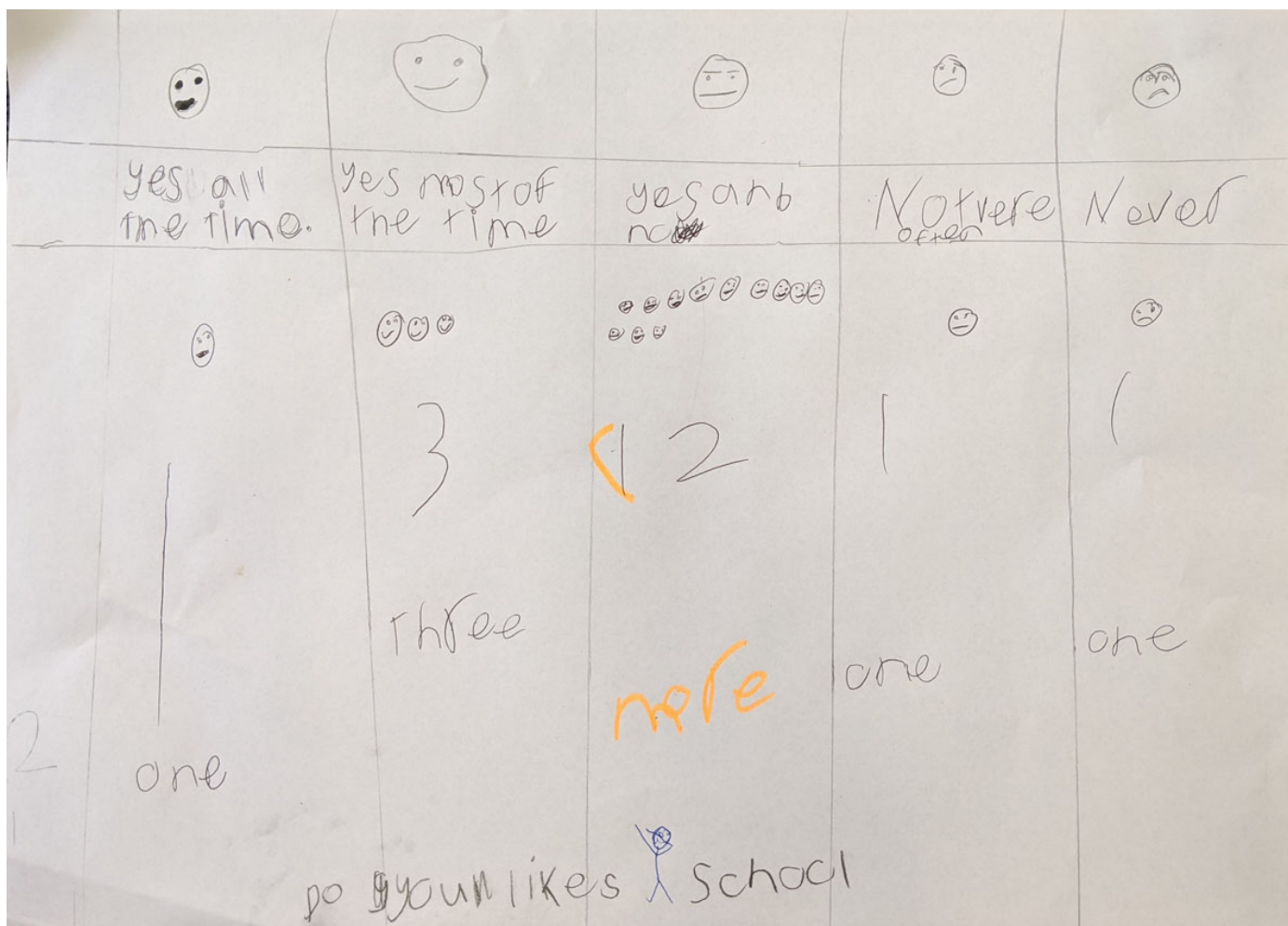


1. How do you get to school? (tick all that apply)

Car	Bus	Walk	Other
13	12	7	1 (bike)

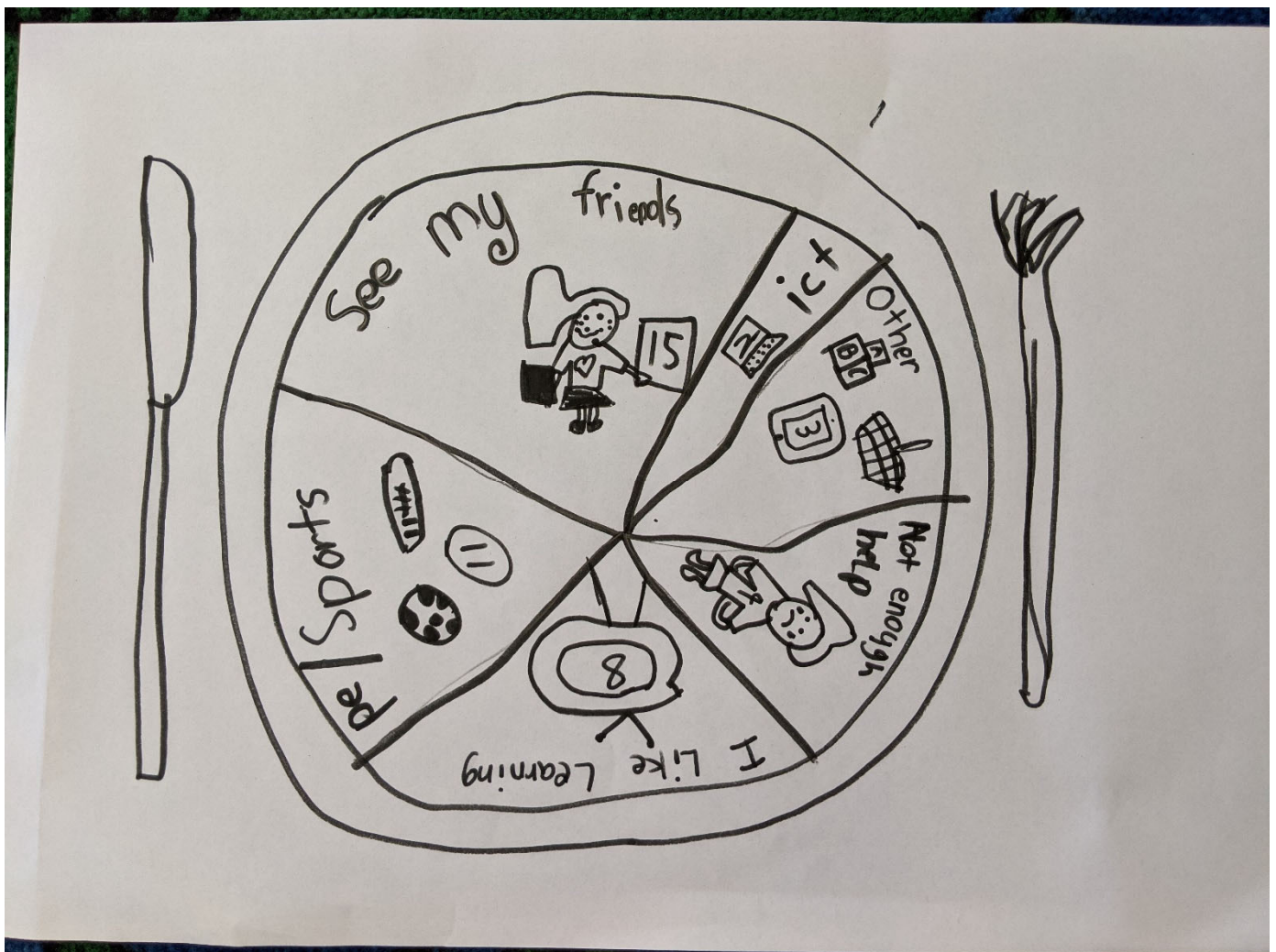
2. Do you like school?

				
Yes, all the time	Yes, most of the time	Sometimes yes, sometimes no	Not very often	Never
1	3	12	1	1

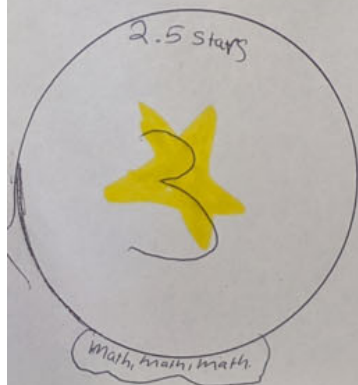



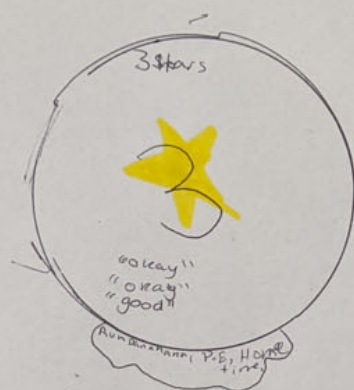



3. Why or why not? (tick or cross)

See my friends	I like learning	ICT	Not enough help	PE/sports	Other
15	8	2	4	11	3 To jump Recess/lunch Running



	1 star	2 stars	2.5 stars	3 stars	3.5 stars	4 stars	4.5 stars	5 stars
Q.4 How do you feel about your learning? (star rating)	1	1	3	3	3	2	1	4
Q.5 What do you think about your learning?	it hurts my brain	Frustrating	Okay good Okay	it's ok I don't know? It's OK-?	It's very fun but sometimes it's frustrating Alright I get frustrated	Good Good	Fun	Good Nothing IDK? Good
Q.6 What is your favourite school task?	PE/home time	HASS, PE	Math math maths	Run Danana. Danana. PE Home time	Maths Maths card games maths/PE	Craft PE	PE, maths, STEM about 70%	Maths Art, PE, maths OPE Math



What do you think about your learning?

how do you think or feel about learning?

What is your favourite school task?

Key

The numbers inside of the stars is how many people chose that many numbers
underneath the circles are the subjects they enjoyed doing.

4

How do you
feel about
your
learning

I
One People Said

It hurt my
Brain

2, 5, 3 People

2 people

2 stars

1

3 stars

4 stars

5 stars
4 people

3 stars

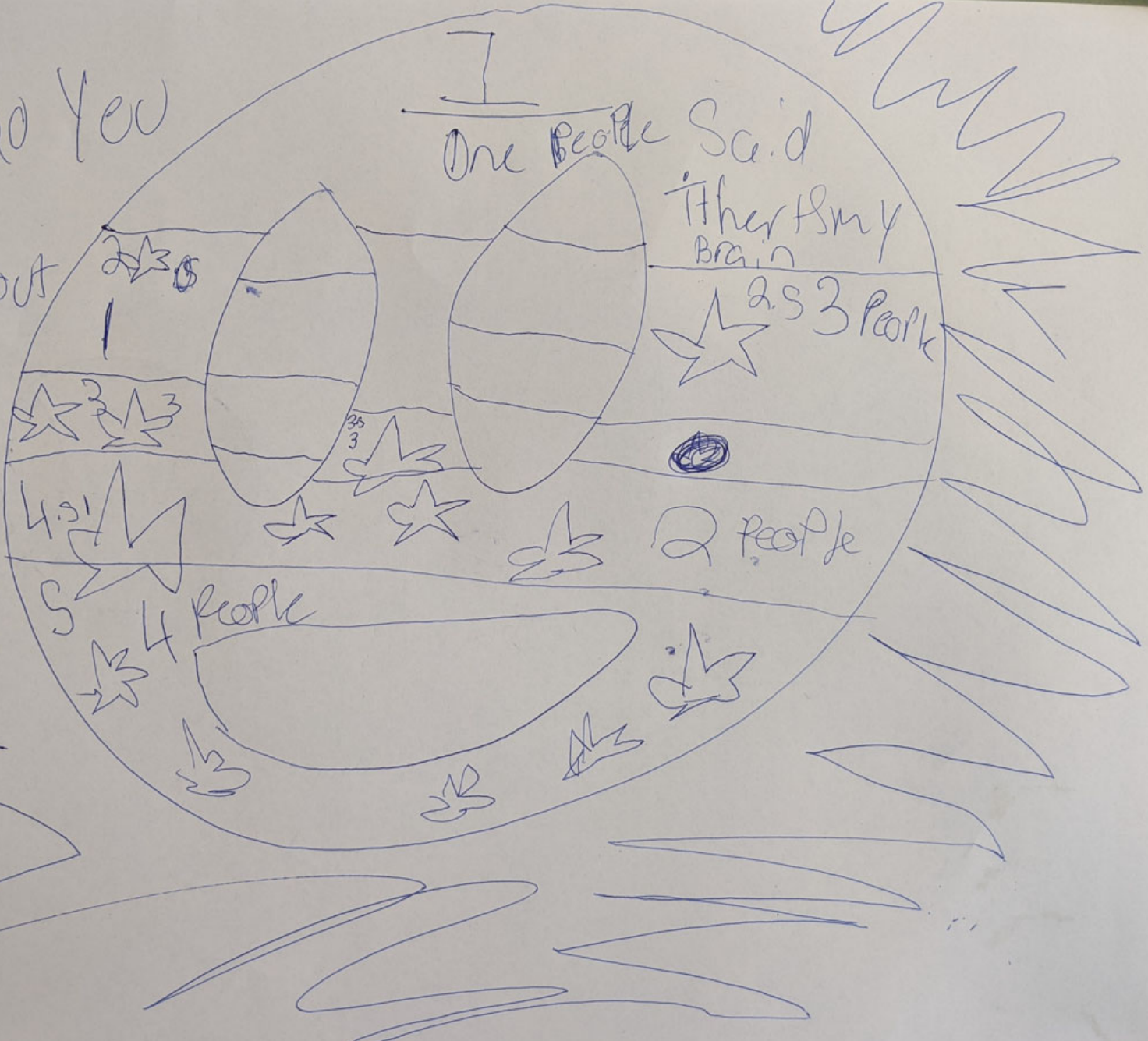
2 stars

3 stars

4 stars


3 stars

2 stars



Q.6

favorite ~~task~~



Questions 7 and 8

What are your hobbies?	What do you enjoy doing at school?	What do you enjoy doing outside school?
video games, youtube	PE	games, TV
Running, horse riding	PE, HASS, English	Walking dogs, riding horses, camping
Swimming, bike riding, math	Seeing my friends	Swimming, bike riding
nothing	maths	playing video games
sewing, shooting, cooking, on the trampoline	maths	sewing, shooting, cooking, on the trampoline
Running	Run	Run
don't have any	maths, PE	farming, cricket, footy
playing roblox	lunch	playing roblox and minecraft
Video games, basketball	Play games, read and do work	Video games, helping with chores around the house
Sports, farming, hunting, fishing, camping, gaming	PE, maths	Playing fortnite
Tiktok, sports, swimming	Maths, PE/sports	Tiktok, swimming
Netball, horseriding, swimming	Craft, PE	Swimming
Netball, swimming	PE, maths	Swimming, netball
Making funny voices and knitting	Learning, spending time with friends	Lego gaming
Netball	Maths	On the swing, netball
Doing pushups	English, OPE	Gaming, doing pushups
Math, art	Math, art, Health	PE

video games ~~###~~ hobbies
youtube

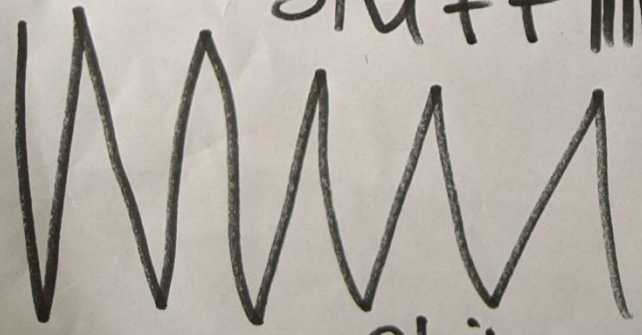
~~Hobby~~

Hobbies devices
###

outside stuff ###

School Work ###

Home Stuff ###



what do you enjoy
doing at school

PE ###

Music

English

seeing my friends,

maths ###

lunch

playing games

read

craft

learning

art

health

what do you enjoy
doing outside school

video games

###

tiktok

spending time with
animals

exercising

outside activities

###

series

cooking

9. What would you like to improve at?

- running
- Math, my handwriting
- Writing neat, spelling
- spelling, reading
- nothing
- STEM
- sitting still
- HASS, Science
- Not talking on the mat and writing
- English, HASS
- Writing
- English
- Maybe solo work
- Writing
- Everything
- Maths, english
- English

10. Does school change the way you think?

Yes	No	Unsure
6	1	11
Problems No answer idk I don't know I don't know I could be thinking about something but then I have to concentrate on work and forget all about it		I do math all the time I don't know ? Because I learn and it is something to do Your smartness Unsure

11. Did you like being home schooled?

Yes	Sometimes	No	Not applicable
2	4	8	3

(Participant 1 ticked all boxes and was excluded)

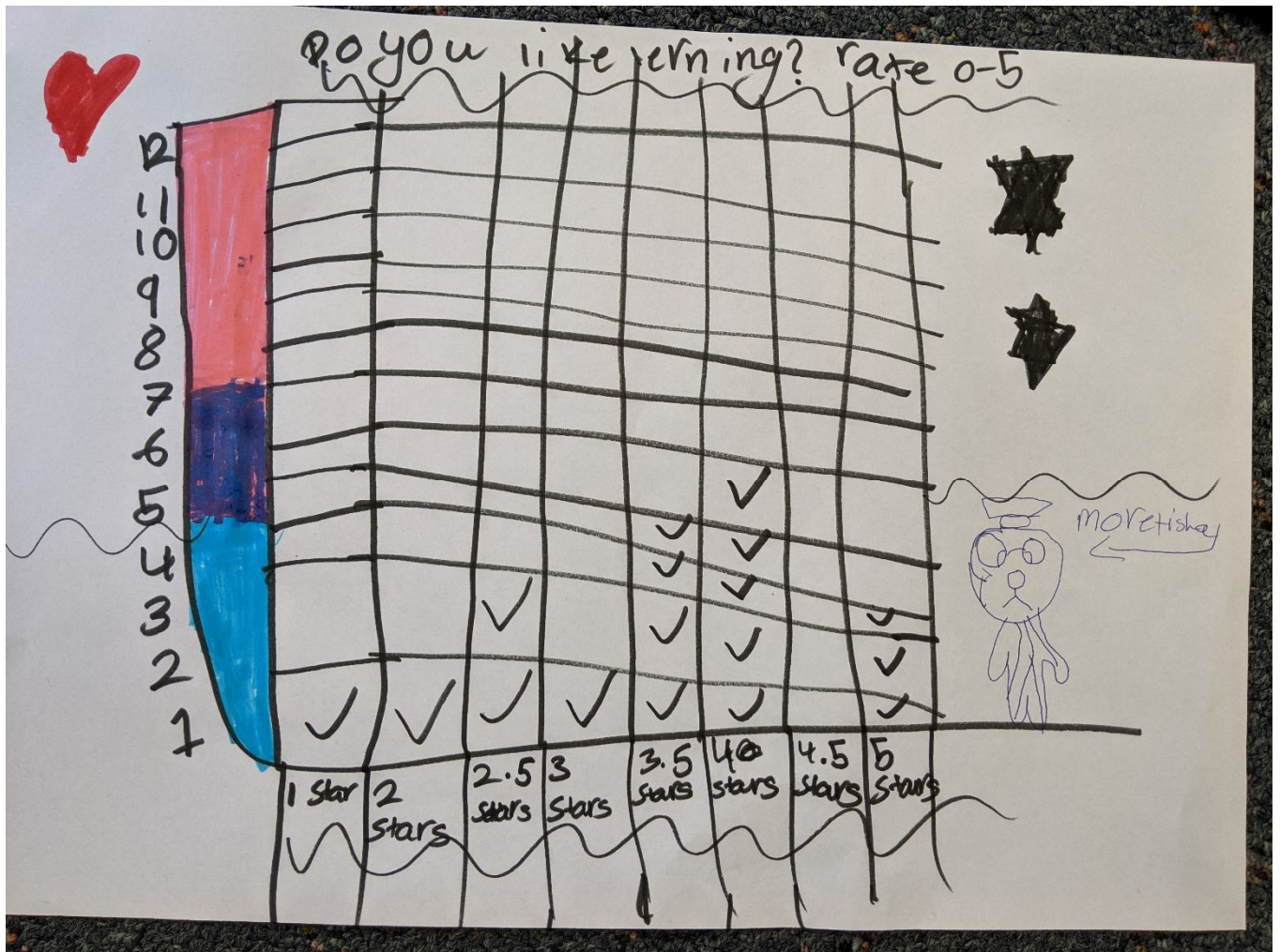
Q. 12 Do you like learning? AND Q.13 What is your favourite subject?

No. of stars (do you like learning?)	Maths	Drama	Science	HASS	Art	Music	English	PE	Other
4	X								
3.5	X		X	X	X		X	X	
4								X	
5? (scribble)								X	
5	X							X	
4	X								
5					X				
4	X	X		X			X	X	
1							X		
3	X						X	X	
2.5	X							X	
2	X		X	X	X	X		X	
3.5		X						X	
4	X						X		
3.5	X				X	X		X	
2.5		X		X			X	X	
3.5	X	X		X	X	X		X	Sports
5	X								

14. Do you like learning? (Rate 0-5)


1 star	2 stars	2.5 stars	3 stars	3.5 stars	4 stars	4.5 stars	5 stars
1	1	2	1	4	5	0	3

(participant 4's response was impossible to read and was omitted)



15. What's your favourite subject?

Maths	Drama	Science	HASS	Art	Music	English	PE	Other
12	4	2	5	5	3	6	12	1 Sports



16. How do you feel in school? (Tick all that apply)

Happy	Sad	Excited	Ready to learn	Angry	Worried	Energetic	Other
17	7	4	5	5	6	7	1 Bored



17. What school subjects do you think you have become better at over time? (tick all that apply)

Science	Maths	Art	PE	Reading	Writing	Other
4	11	7	7	6	9	3 HASS Sports English

18. What other things do you think you have become better at over time?
(tick all that apply)


Believing in yourself	Growth mindset	Attitudes towards others	Teamwork	Having a go	More knowledge	More skills	Other
7	7	5	8	11	4	6	

19. What sports have you become better at over time?

Swimming	Horse riding	Karate	Cricket	Netball	Other
12	2	1	8	11	3 Footy (2) None

20. What have you learned from family? (please tick or cross)

Family history	Skills (cooking, farming, sports etc.)	Having a go	Trying new things	Nothing	Other
10	16	9	12		2 Football Cricket



This study was approved by the Tasmanian Social Sciences Human Research Ethics Committee (H0017809) and the Department of Education Tasmania (2019-12).