

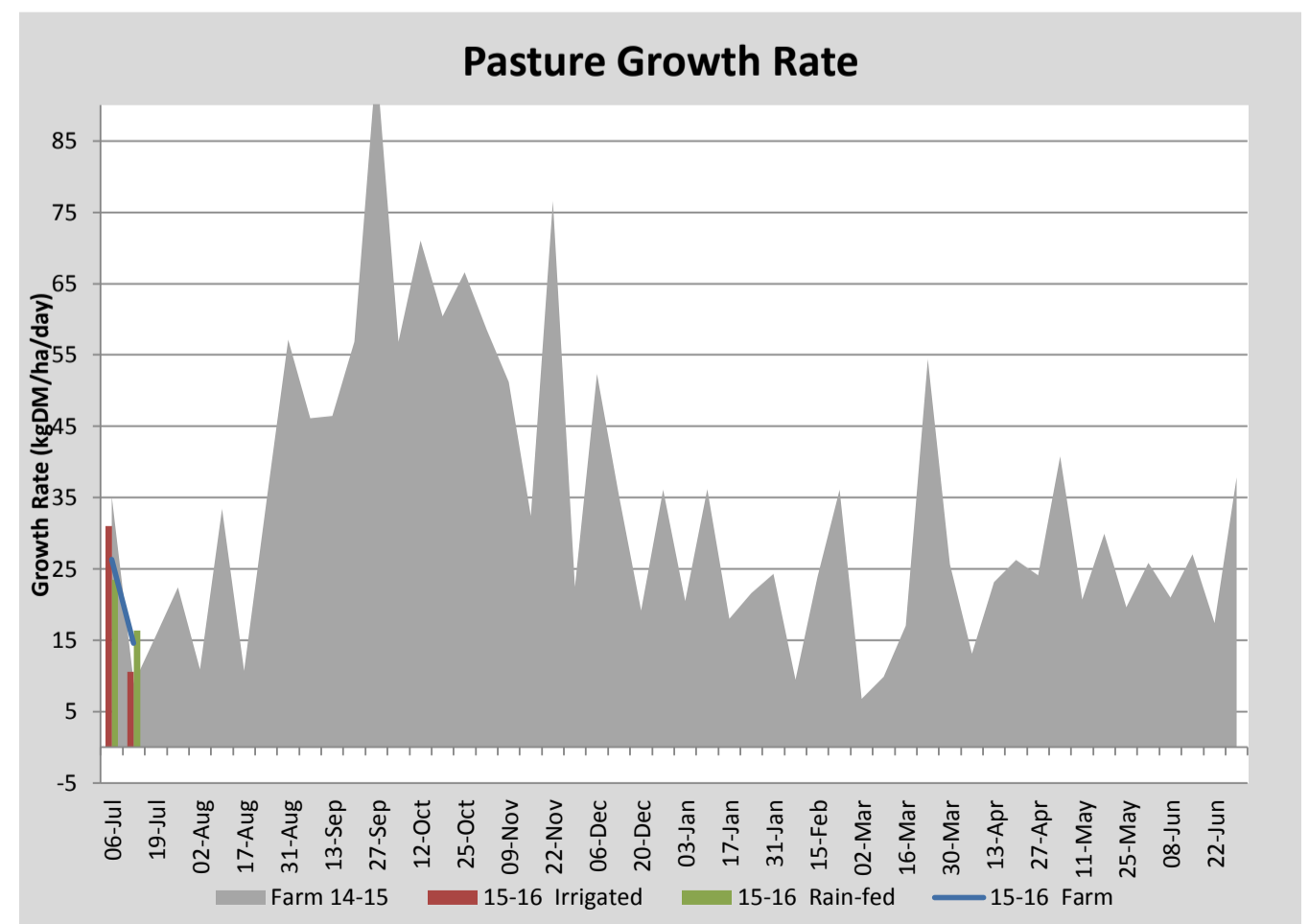
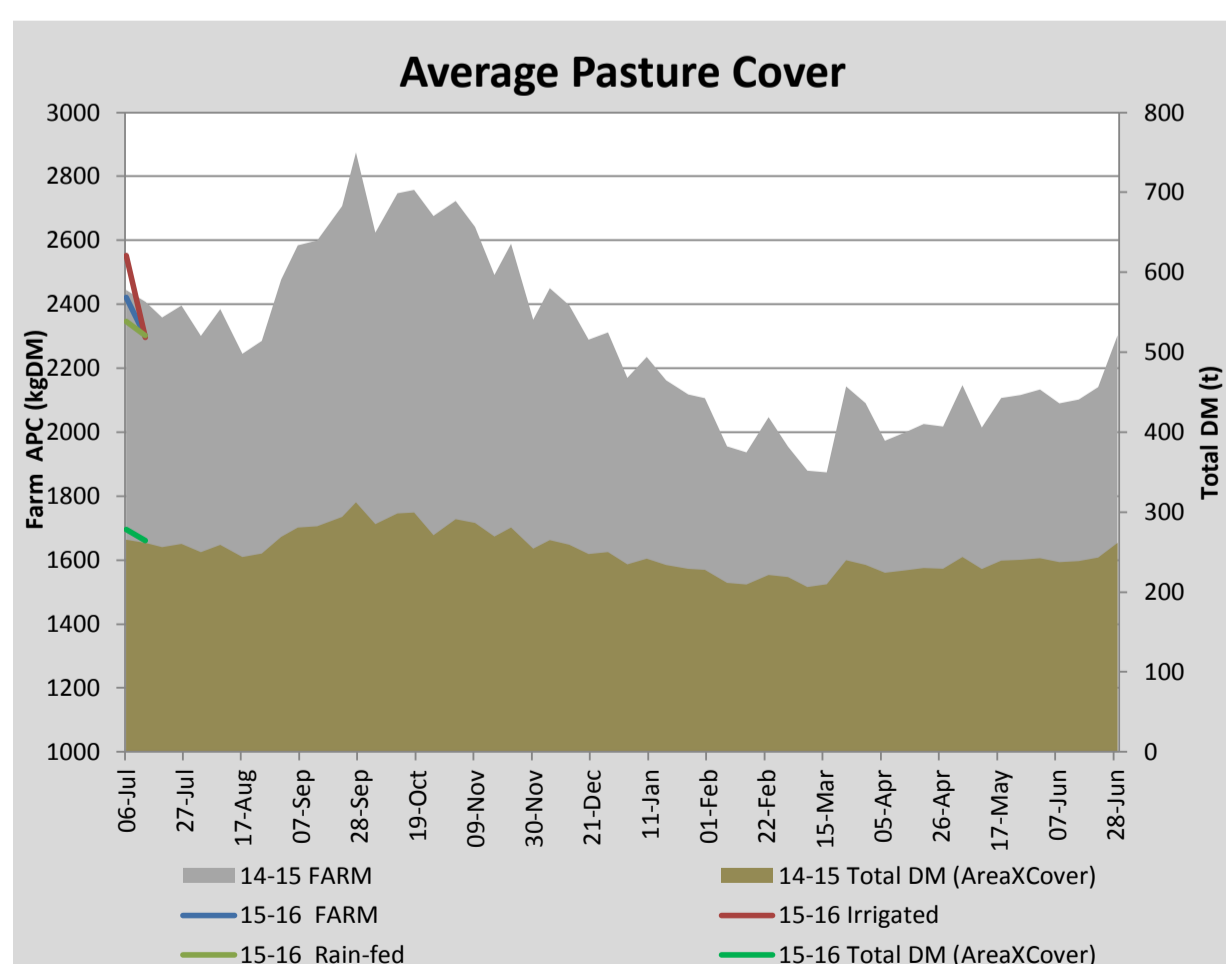
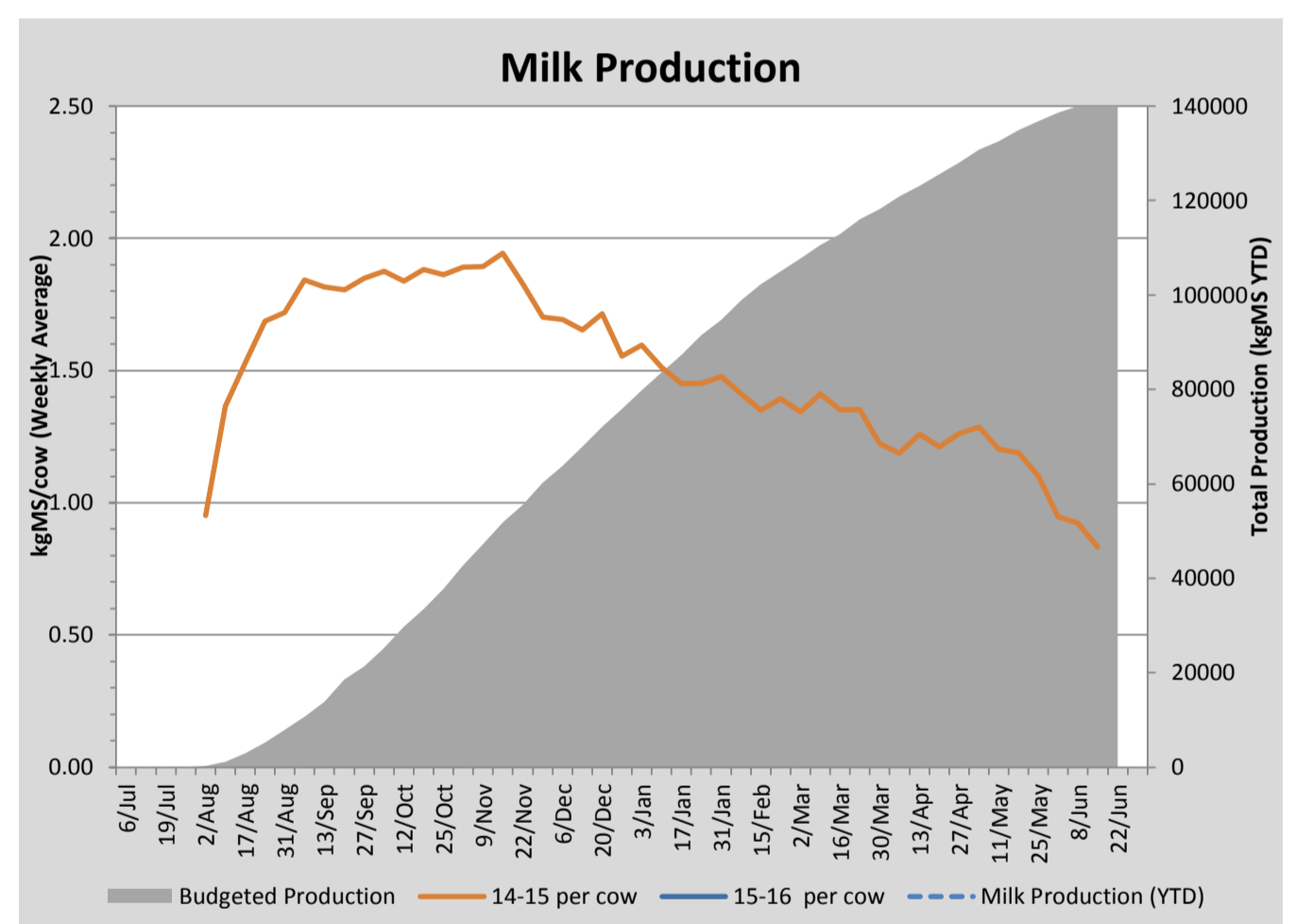
Key Summary Points

1	Average pasture cover decreased a little this week to 2300kgDM/ha
2	182 dry cows are currently grazing the milking platform with all remaining cows (157) returning from agistment on the 17th July.
3	Dry cows expected to calve within 21 days will be drafted this week and will receive a ration of 4kgDM hay, 3kgDM lead feed pellets and 5kgDM pasture dusted with magnesium oxide (50g/cow/day)

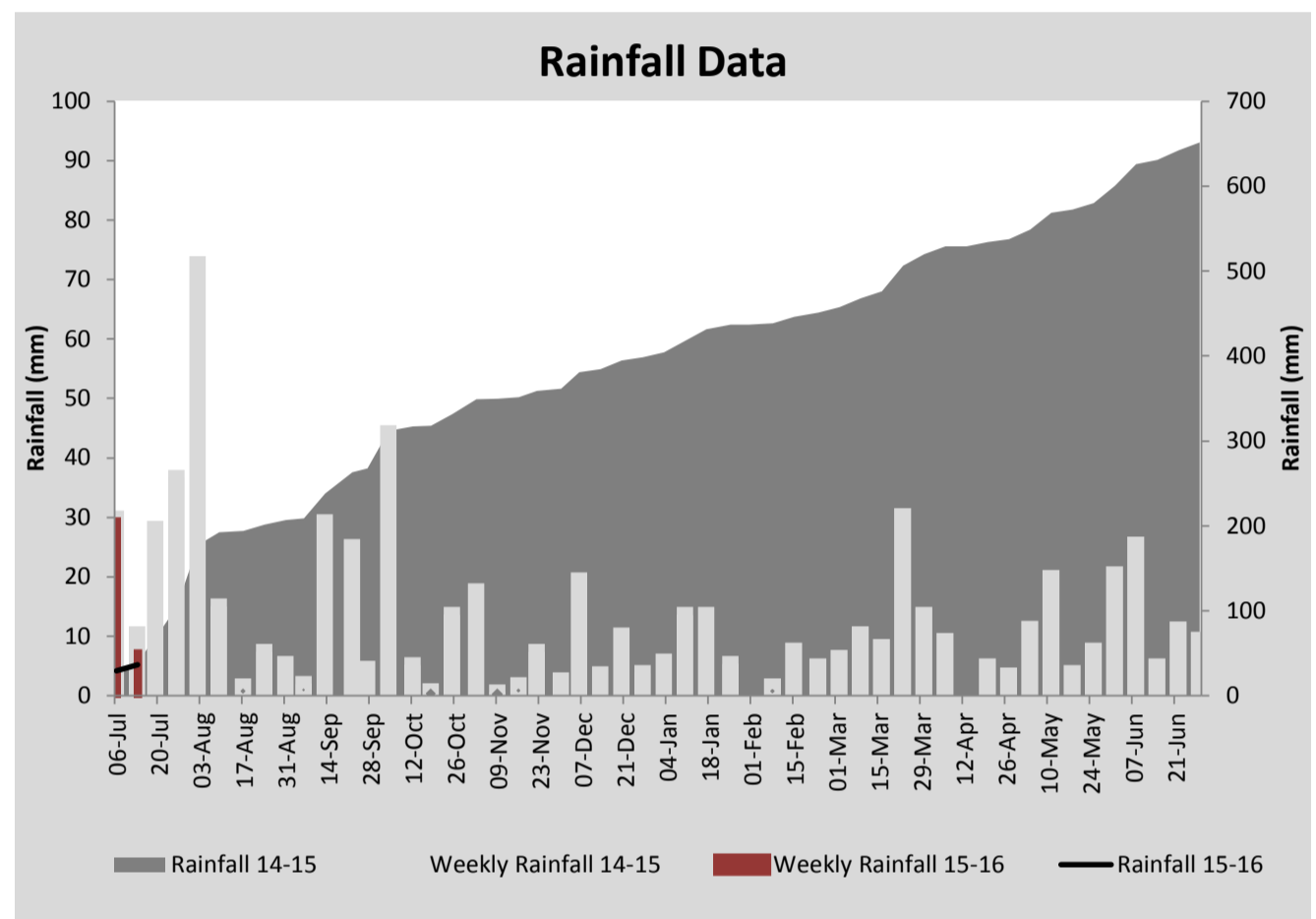
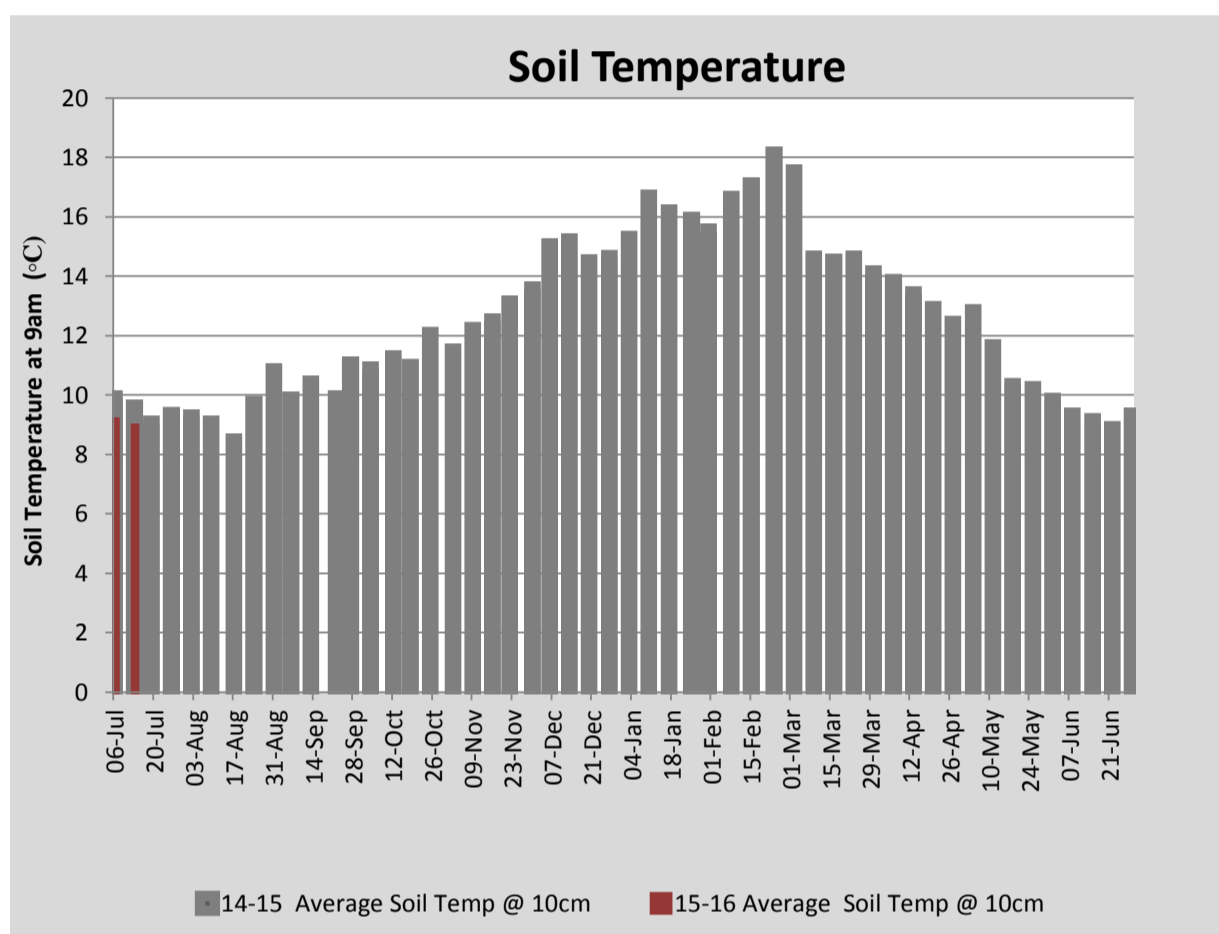
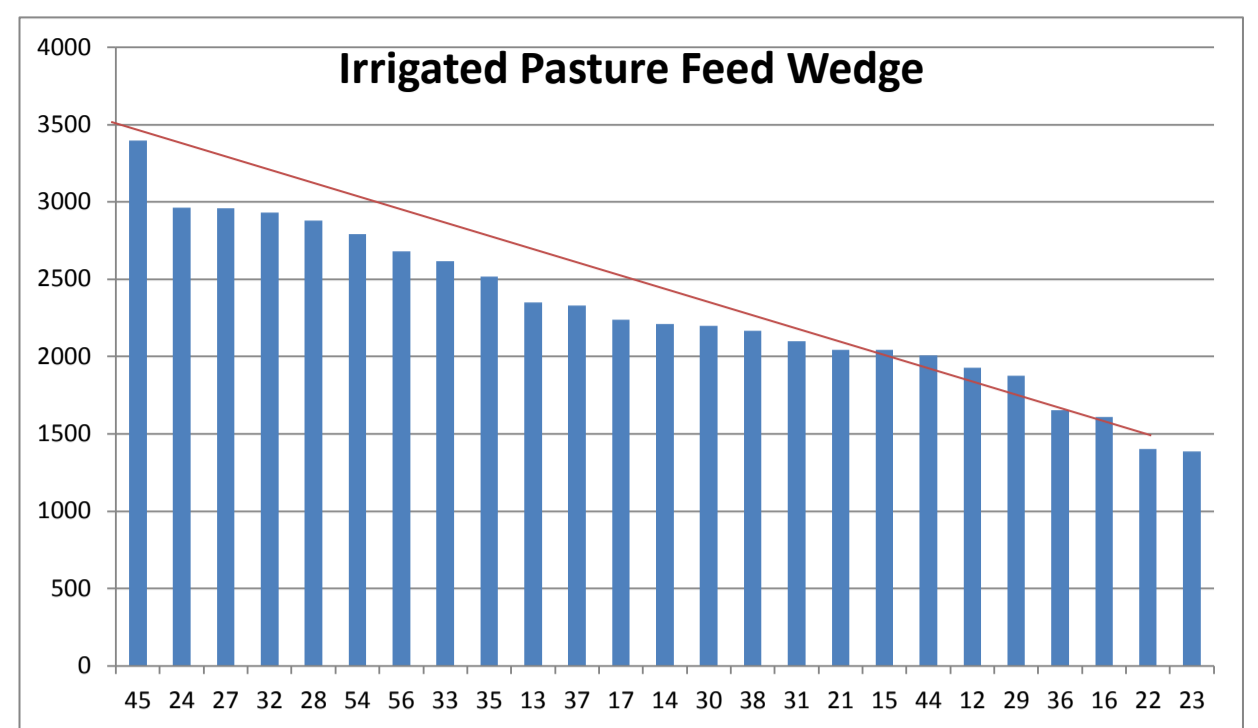
PASTURE INFORMATION	Farm			Irrigated			Rain-fed		
	Last Week	This Week	Variation	Last Week	This Week	Variation	Last Week	This Week	Variation
Grazed milking area (ha)	115.0	115.0	0.0	42.2	42.2	0.0	72.8	72.8	0
Rotation Length (days)	134	62	-72	111	81	-30	152	55	-97
Grazing allocation per day (ha)	0.9	1.9	1.0	0.4	0.5	0.1	0.5	1.3	0.9
Average time since last grazed (days)	78	69	-9	68	69	1	85	70	-15
Leaf appearance rate (days per leaf)	17	17	0	17	17	0	17	17	0
Average Pasture Cover (kgDM/ha)	2422	2300	-122	2552	2296	-256	2347	2302	-45
Pasture Growth Rate (kgDM/ha/day)	26	15	-12	31	11	-20	23	16	-7
Post Grazing Biomass (kgDM/ha)	1517	1513	-4						
Nitrogen applied YTD (kgN/ha)	0	0	0	0	0	0	0	0	0

*Please note all pasture calculations detailed above are based on the current Grazed Milking Area

MILK PRODUCTION	Last Week	This Week	Variation
Average No. cows in milk (vat)	0	0	0
Litres per cow	#N/A	#N/A	#N/A
% Fat	#N/A	#N/A	#N/A
% Protein	#N/A	#N/A	#N/A
MS/cow/day	#N/A	#N/A	#N/A
MS/ha/day	#N/A	#N/A	#N/A
BMCC			#VALUE!
Average Liveweight (kg)	0	0	0
	Budget	To Date	Variation
Total Milk Production (kgMS)	0	#N/A	#N/A
MS/ha YTD	0	#N/A	#N/A



Last 7 days					
Milkers Diet	kg DM	MJ ME	CP (%)	NDF (%)	\$/cow
Pasture Intake	0.0	0.0	0.0	0.0	0.0
Concentrates	0.0	0.0	0.0	0.0	0.0
Silage	0.0	0.0	0.0	0.0	0.0
Grazed forage	0.0	0.0	0.0	0.0	0.0
Other feeds	0.0	0.0	0.0	0.0	0.0
Total	0	0	#DIV/0!	#DIV/0!	0
Target		191	16-18	>33	0



Analysis			
Expected growth rate next 7 days (kgDM/ha/day)	20	Target Leaf Grazing Stage	2.5-3.0
Total Demand from Pasture (kgDM/ha/day)	14	Predicted APC 7 days time	2344
APC balance (kgDM/ha/day)	6	Predicted APC Change	44.4

Discussion

Average pasture cover decreased this week to 2300kgDM/ha with lower than expected growth rates and the effective grazing rotation sped up due to a couple of breakouts. We hope to extend the rotation out to approximately 90 days this coming week by reducing the total ration to 12kgDM/cow/day for all cows on farm. We will be starting to lead feed (3kg cow/day) this coming week, drafting off all cows that are within 21 days of calving. Heifers will be run with the lead feed mob and will receive 3kg/cow/day of the standard post calving pellet to aid in training to the stall gates and to also acclimate to the post calving ration. All grazed paddocks on the milking platform and run off will be spread with 26-0-0-19 at 150kg/ha (39kg N/ha) this coming week.

13 July 2014

