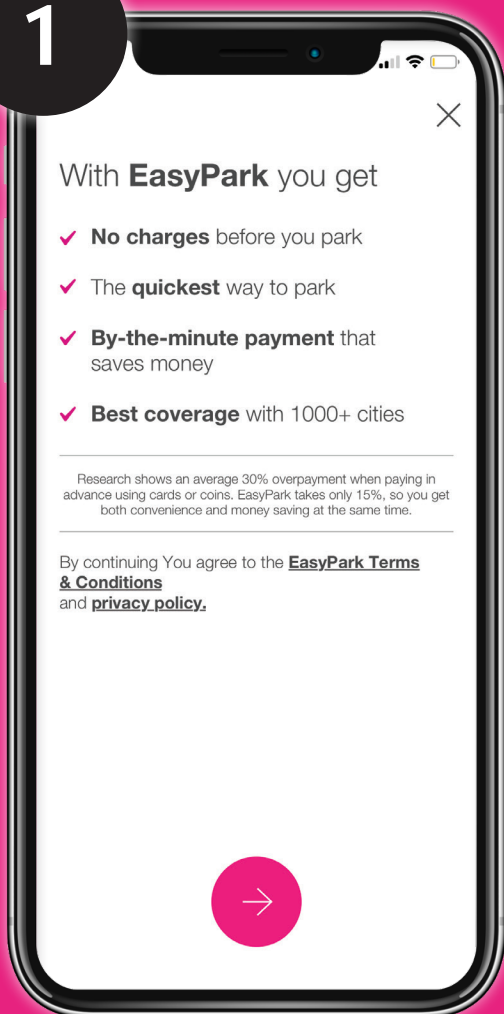


easypark is now available at Sandy Bay & Newnham campuses

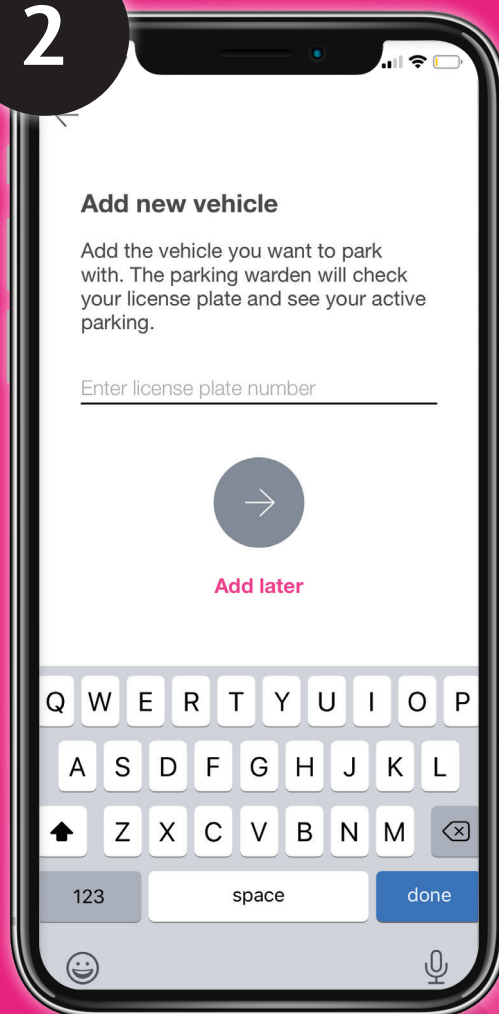
How to use the app

1



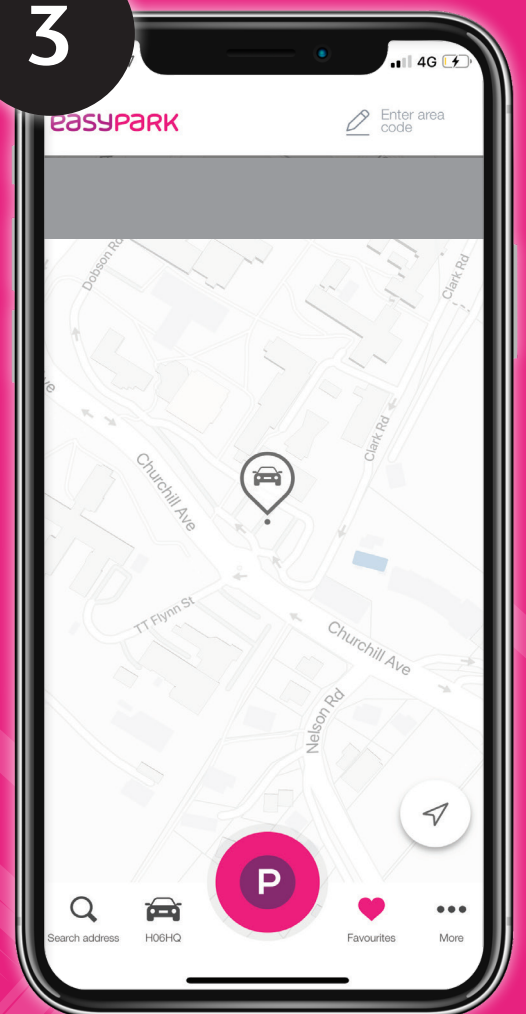
Download the EasyPark mobile app

2



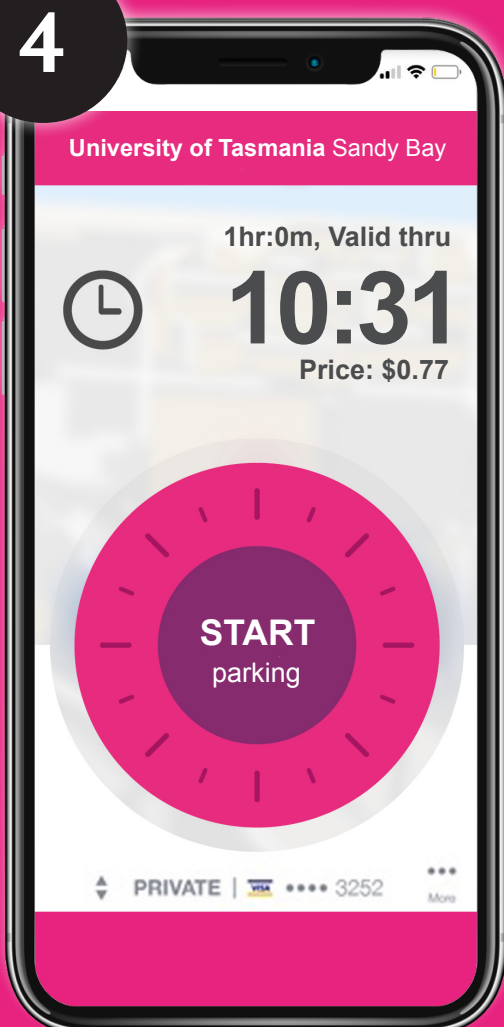
Register your details and payment method

3



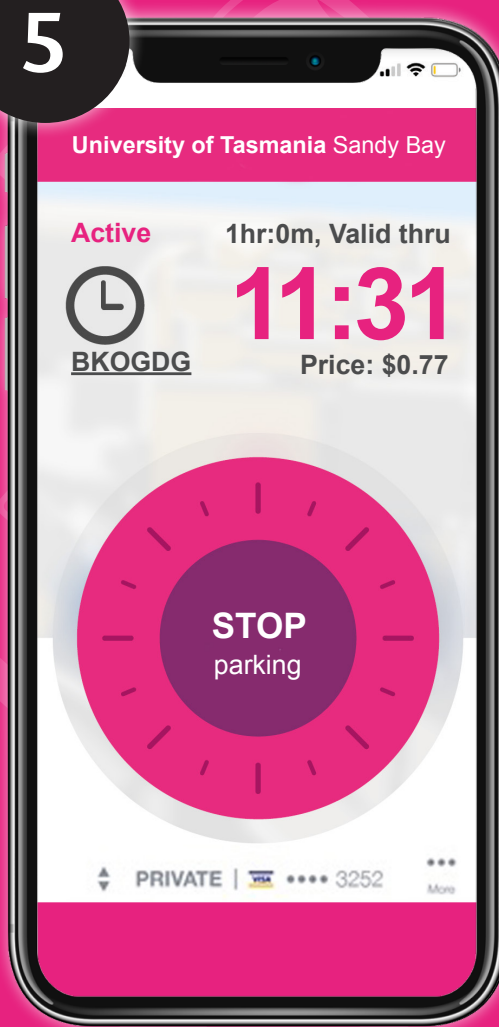
Enter your parking zone number. This can be found on the EasyPark sign on the voucher machine.

4



Set your parking time and press START

5



Press STOP when you are finished

Information about the app



1300 734 070



easypark.com.au

UTAS parking zones

maps.utas.edu.au

Select your campus and parking from the available options



UNIVERSITY of TASMANIA

Don't have a compatible smartphone?

You can still pay by EasyPark

easypark

1

Head to the EasyPark website

Register at:
customer.easypark.net

2

Set up your account

It's super easy.

Your name, contact number, email and password is all that's needed to get you started

3

Register your payment method

You'll need to enter your credit card details (Visa or Mastercard only)

4

Park your car & start your payment

Call the EasyPark customer line:

1300 734 070

and follow the IVR prompts.

5

End your payment

To stop your parking payment:

- nominate your finish time when you make the call to start your parking
- call the EasyPark customer line when you're finished parking and follow the IVR prompts.

Information about the app



1300 734 070



easypark.com.au

UTAS parking zones

maps.utas.edu.au

Select your campus and parking from the available options



UNIVERSITY of
TASMANIA