

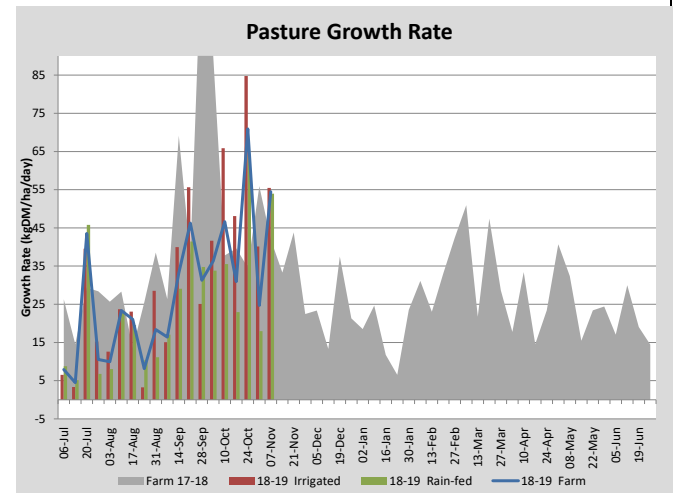
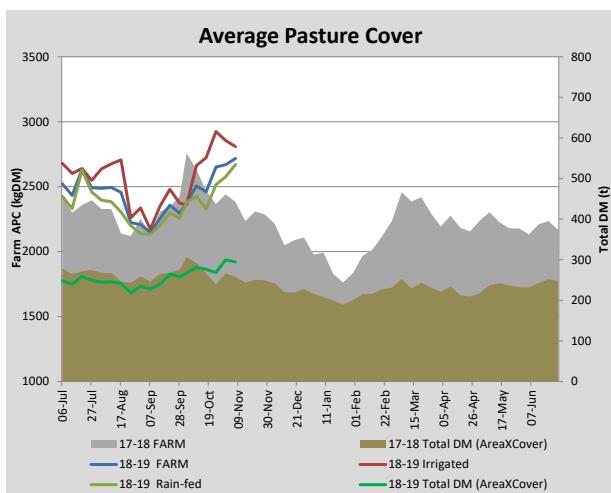
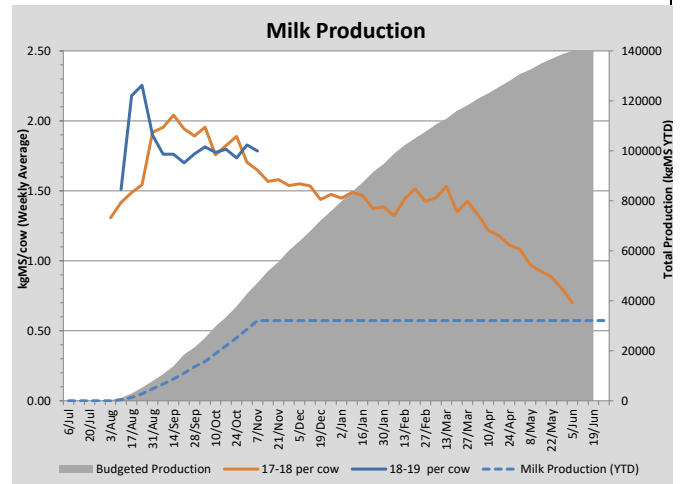
Key Summary Points

- 1 Two-thirds of the calves have been weaned.
- 2 Silage paddocks have been dropped from rotation.
- 3 A body condition score camera has been installed.

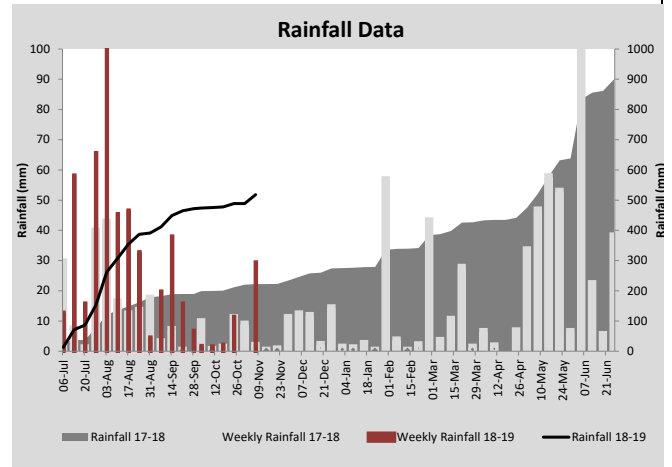
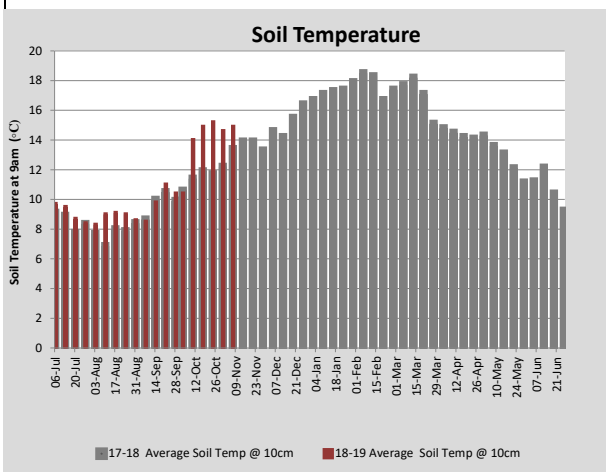
PASTURE INFORMATION	Farm			Irrigated			Rain-fed		
	Last Week	This Week	Variation	Last Week	This Week	Variation	Last Week	This Week	Variation
Grazed milking area (ha)	112.3	108.4	-3.9	37.2	37.2	0.0	75.2	71.5	-3.7
Leaf appearance rate (days per leaf)	12	11	-1	8	8	0	14	12	-2
Average Pasture Cover (kgDM/ha)	2669	2718	48	2855	2808	-47	2577	2670	93
Pasture Growth Rate (kgDM/ha/day)	25	54	30	40	55	15	18	54	36
Post Grazing Biomass (kgDM/ha)	1841	1823	-18						
Nitrogen applied YTD (kgN/ha)	41	42	1	10	2	-8	0	1	1

*Please note all pasture calculations detailed above are based on the current Grazed Milking Area

MILK PRODUCTION	Last Week	This Week	Variation
Average No. cows in milk (vat)	317	325	8
Litres per cow	24.1	23.6	-0.5
% Fat	4.31	4.33	0.02
% Protein	3.36	3.27	-0.09
MS/cow/day	1.83	1.79	-0.04
MS/ha/day	5.13	5.13	0.00
BMCC	223	194	-29
Average Liveweight (kg)	0	0	0
	Budget	To Date	Variation
Total Milk Production (kgMS)	47,252	32,094	-68%
MS/ha YTD	414		



Last 7 days					
Milkers Diet	kg DM	MJ ME	CP (%)	NDF (%)	\$/cow
Pasture Intake	17.0	11.6	20.3	49.4	0.0
Concentrates	2.0	12.5	14.0	20.0	0.0
Silage	0.0	0.0	0.0	0.0	0.0
Grazed forage	0.0	0.0	0.0	0.0	0.0
Other feeds	0.0	0.0	0.0	0.0	0.0
Total	19	222.2	19.6	46.3	0
Target		210	16-18	>33	0



Analysis			
Expected growth rate next 7 days (kgDM/ha/day)	45	Target Leaf Grazing Stage	2.5-3.0
Total Demand from Pasture (kgDM/ha/day)	54	Predicted APC 7 days time	2651
APC balance (kgDM/ha/day)	-9	Predicted APC Change	-66.2

Discussion

Calves were weighed and those that had reached target weight (90 kg for crossbreds and 100 kg for Friesians) were weaned. There are 120 calves still being fed on milk. Pellets will continue to be fed to weaned calves as they transition from milk to pasture. Barkant turnips have been sowed for summer feed. A body condition scoring camera has just been installed at the dairy and comparisons to the manual condition scoring and walk-over-weighing will be made in the upcoming months.

7 November 2018

