



Setting your password

FOR NEW STUDENTS

UNIVERSITY of
TASMANIA 

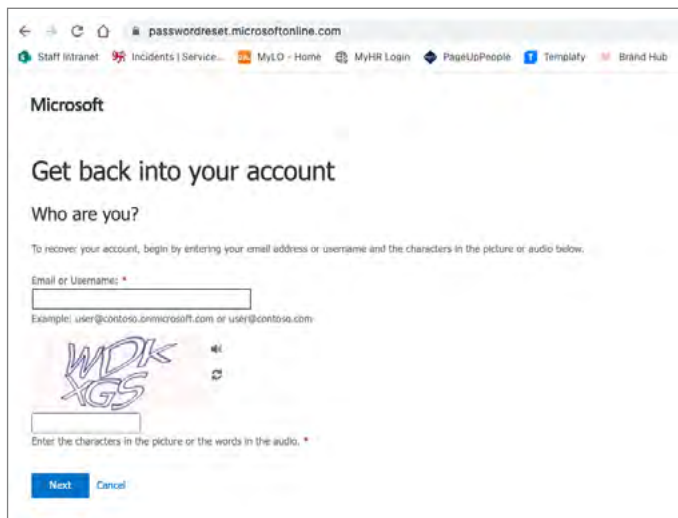


Are you already a University of Tasmania current or previous student? Please note that you do not need to create a new password, but if you have forgotten your password please [click here](#) to reset your password.

New students to the University of Tasmania

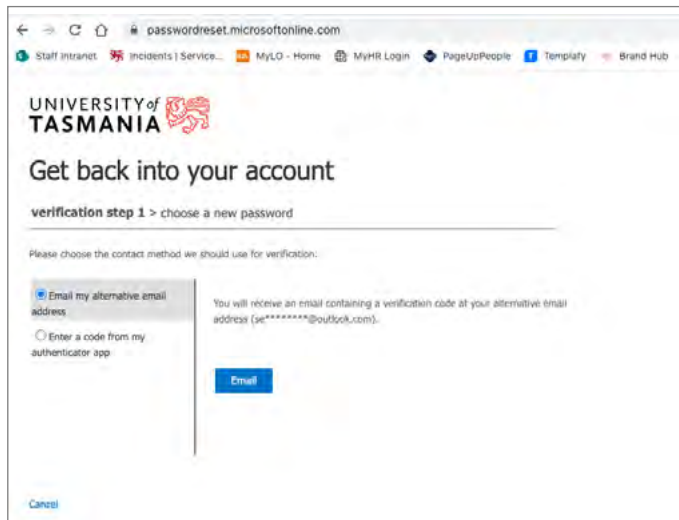
Before you commence, please ensure you have your University of Tasmania email address that was either provided by **University of Tasmania Apply** or via email. Please [click here](#) if you have not received this login for more information.

1. Click on the following link:
aka.ms/sspr
2. Enter your University of Tasmania email address within the user ID field.
3. Complete the security process.

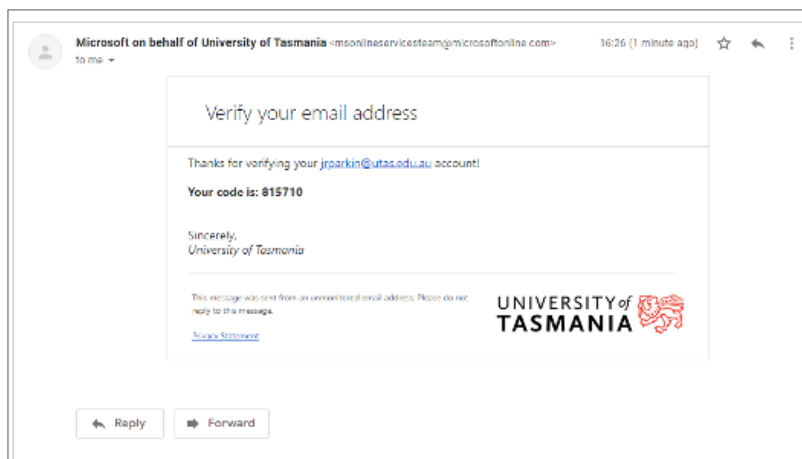


4. Click "Next".
5. Select the "Email my alternate email option".

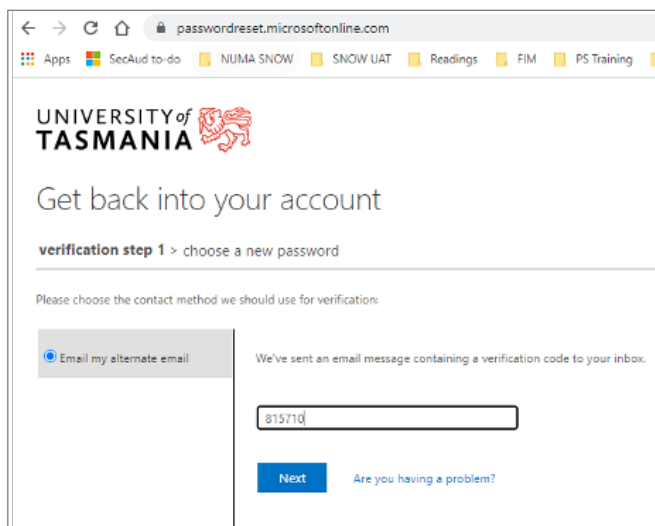
6. Click the “Email button”.



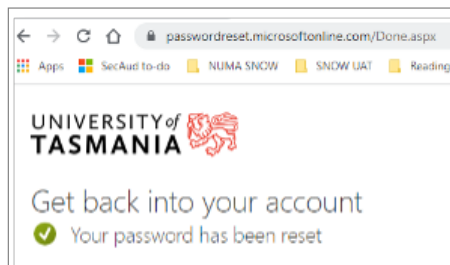
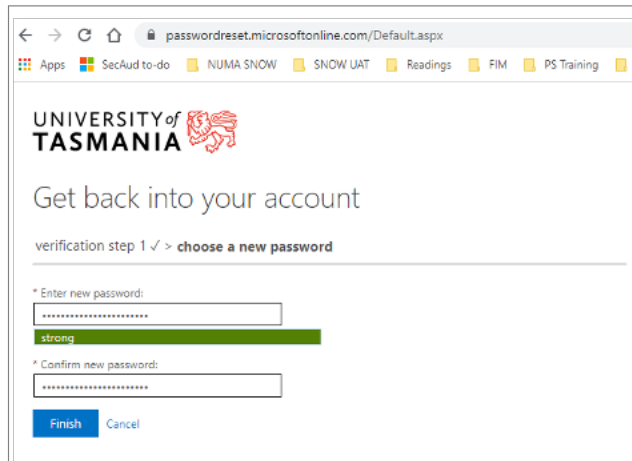
7. A verification email will be sent to your external email address, this is the email address you signed up your application with.



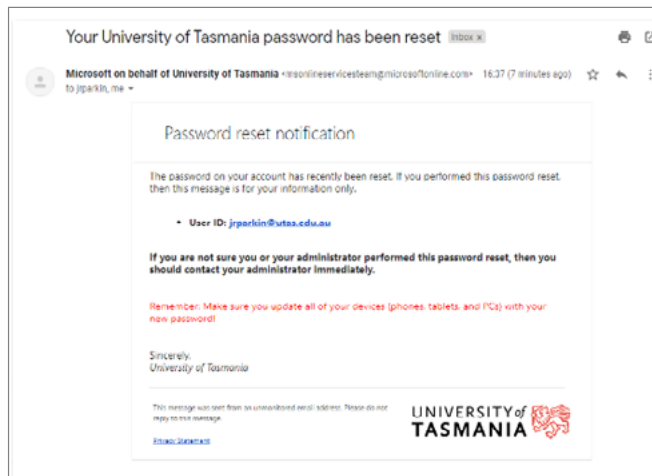
8. Enter the verification code from the email into the wizard, then click next.



9. You will then be prompted to enter and confirm your new password and click finish.



10. You will receive a final password notification email from the University letting you know you have completed this process to your email address you signed up your application with.



11. Congratulations, please head back to the **next steps page** for further details. You are now one step closer to completing your enrolment journey at the University of Tasmania.