

4

Brown mushrooms develop around the edge of bare, unproductive patches of casing within the affected mushroom bed.

Patch Disease



3

Mushrooms express an overall reduction in quality which results in poor shelf-life.

Patch Disease



2

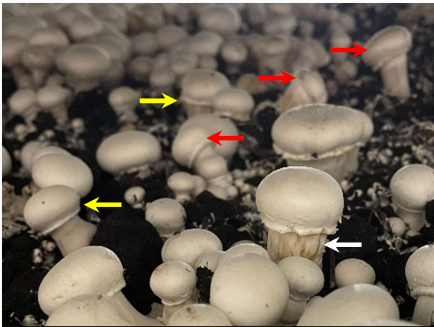
Bare patches of unproductive casing 'sprawl' along the affected mushroom bed.

Patch Disease



1

Mushroom Virus X Syndrome consists of two distinct virus diseases – Brown Cap Mushroom Disease (BCMD) and Patch Disease – which can occur separately, or which may express concurrently, displaying a complex symptomatology. Each disease is caused by the synergistic effect of at least two virus particles, one of which, particle Abv6, is shared between the two diseases. Although BCMD expresses in Australia, the particle responsible for BCMD has not been identified in symptomatic mushrooms here, suggesting that expression of BCMD may be due to a uniquely Australian virus particle.



Patch Disease

Affected mushrooms may display other discrete symptoms such as drooped veils (yellow arrows), water-streaked stipes (white arrow) and tilted caps (red arrows).

5



BCMD

Brown mushrooms expressing in a BCMD-affected crop may appear sporadically through a crop cycle.

Crops may appear overall to exhibit poor quality and open prematurely.

Image: Fleming-Archibald et al (2015) Brown Cap Mushroom Virus (associated with Mushroom Virus X) prevention. Factsheet 02/15 - MushTV

6

Hort innovation Strategic levy investment MUSHROOM FUND

This project has been funded by Hort Innovation using the mushroom research and development levy and funds from the Australian Government. For more information on the fund and strategic levy investment visit horticulture.com.au

UNIVERSITY of TASMANIA



Tasmanian Institute of Agriculture

MU21007
Pest and disease management for the Australian mushroom industry

Contact:
 Judy Allan 0427 671 057
 Warwick Gill 0417 766 588

MVX Syndrome pocketbook

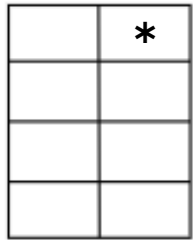
Brown Cap Mushroom Disease and Patch Disease



Symptoms described

Pocketbook Folding Instructions

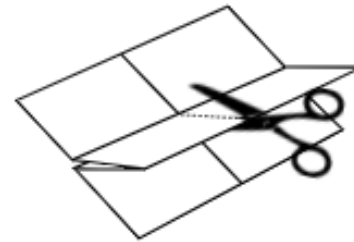
1. Start with front page at the top right



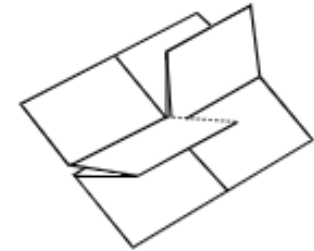
2. Fold in halves until you have 8 boxes



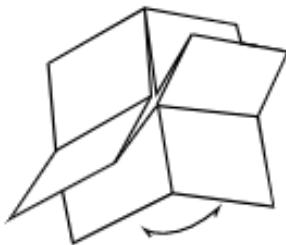
3. Cut halfway down the center line only



4. Fold to opposite ends



5. Fold in half vertically



6. Fold in half horizontally



7. Done! Enjoy!

